



**Orange County
Housing Opportunities Committee
June 17, 2022**

Agenda

1. **Call To Order – Judson Brown and Grace Stepter, Housing Opportunities Committee Chairs**
2. **Additions / Deletions to Agenda**
3. **Continuum of Care Updates – Zulima Lundy, CoC Manager**
 - a. **2022 Point in Time Count**
 - b. **CoC Policy Updates**
4. **County-Wide Performance Metrics Update – Zulima Lundy, CoC Manager**
5. **Tenant-Based Housing Updates:**
 - a. **Efforts to Lease-Up Special Purpose Vouchers – OC United Way and Service Providers**
 - b. **Special Purpose Voucher Updates – Public Housing Authority Representatives**
 - c. **Rapid Rehousing Services Update – Service Providers**
 - d. **CalAIM Update – Michael Herman and Andrew Kilgust, CalOptima**
6. **Project-Based Housing Updates:**
 - a. **OC Housing Finance Trust Update - Adam Eliason, OC Finance Trust**
 - b. **Project Homekey Update - Julia Bidwell, OC Community Resources and Grace Stepter, City of Anaheim**
 - c. **Project-Based Voucher Pipeline – Public Housing Authority Representatives**
7. **2022 Housing Inventory Count – Erin DeRycke, Director, CoC Data and Operations, 2-1-1 Orange County**
8. **Funding, Program, and Policy Updates**
 - a. **Federal and State Legislation Updates – Cesar Covarrubias, The Kennedy Commission**
 - b. **Orange County Housing Advocacy Collaborative Update – Michael Shepherd, Orange County United Way**
9. **Next Meeting: August 12, 2022, 10:00 a.m. – 12:00 p.m.**

Continuum of Care (CoC) Updates

Zulima Lundy, Continuum of Care Manager

2022 Point in Time Count

Zulima Lundy, Continuum of Care Manager

Business Calendar – Item #3

2022 Point in Time Count

- The County of Orange and Orange County CoC conducted the sheltered count the night of Monday, February 21, 2022.
- The 2022 Unsheltered Count process took place over three days, Tuesday, February 22 through Thursday, February 24, to ensure the 800 square mile Orange County jurisdiction was canvassed effectively.
- The Office of Care Coordination provided the 2022 Point in Time Count Data Summary to the CoC membership, CoC Board, Commission to End Homelessness and Orange County Board of Supervisors via email and through scheduled briefings.

Business Calendar – Item #3

2022 POINT IN TIME COUNT BY THE NUMBERS

5,718
Persons

North: 2,419 Persons

Central: 2,714 Persons

South: 585 Persons

SUBPOPULATIONS

280

VETERANS

Persons who served in the U.S. Armed Forces, National Guard or Reserves

235

TRANSITIONAL AGED YOUTH

Persons ages 18 to 24

718

SENIORS

Persons ages 62 and older

Business Calendar – Item #3

2022 Point in Time Count

Resources

Data Summary: The 2022 Point in Time Data Summary can be found at www.bit.ly/2022PITOC

Press Conference: A [2022 Point In Time press conference recording](#) can also be referenced for viewing.

CoC Policy Updates

Zulima Lundy, CoC Manager

County-Wide Performance Metrics Update

Zulima Lundy, Continuum of Care Manager

By the Numbers



Updated 6-16-22

Individual Coordinated Entry System

3,066

Active Households in the CES Project

194

Households without Assessment

530

Households Pending (matched)

92

Households Assessed, not on Community Queue

324

Active in CES, Removed from Community Queue

1,406

Households on the Community Queue

397

Enrolled in Housing Project, Pending Permanen...

Family Coordinated Entry System

476

Active Households in the CES Project

61

Households without Assessment

33

Households Pending (matched)

20

Households Assessed, not on Community Queue

20

Active in FCES, Removed from Community Que...

180

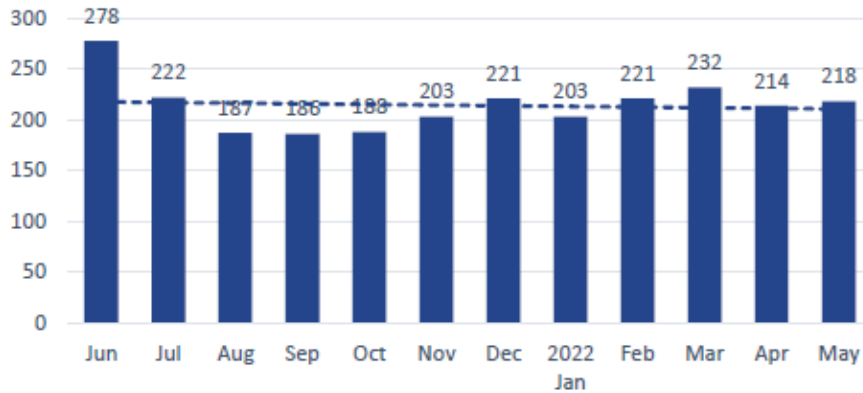
Households on the Community Queue

117

Enrolled in Housing Project, Pending Permanen...

Veteran Registry Dashboard

Homeless Veterans on Veteran Registry

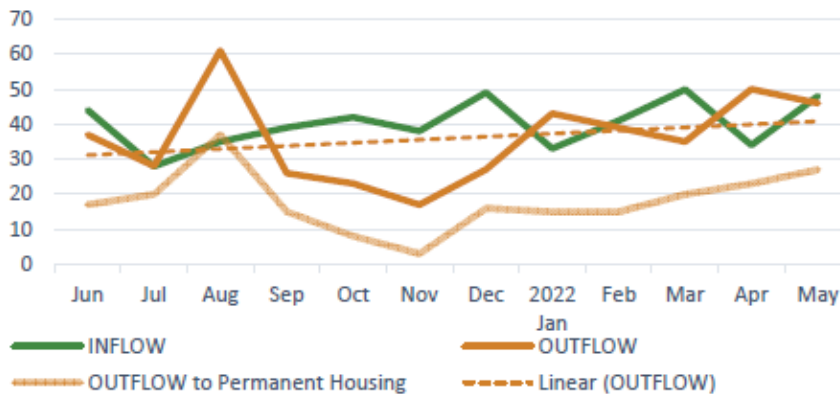


Currently, there are 269 veterans on the Veteran Registry including 218 veterans experiencing homelessness. In the previous 12 months, 216 veterans have been housed in permanent, stable housing. Over 30 agencies, including the VA Community Resource and Referral Center, outreach providers, and shelter providers, continue to meet weekly to coordinate housing and services for veterans experiencing homelessness in Orange County. The Veteran Registry partners coordinated with the VA Community Resource and Referral Center and the Orange County Housing Authority to successfully lease up the apartments dedicate to veterans at Prado in Fountain Valley, CA.

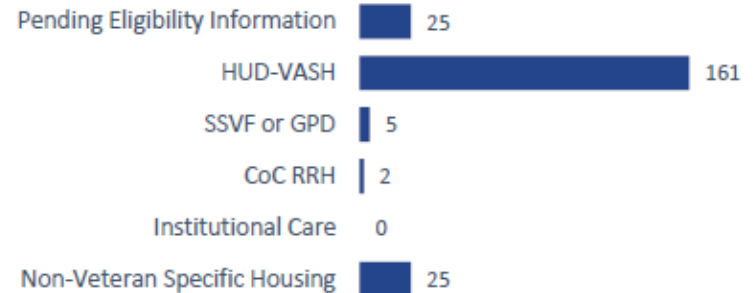
Homeless Veterans
218

Veterans Housed
216
6/1/21-5/31/22

Inflow vs. Outflow by Month



Permanent Housing Plan



	Jun	Jul	Aug	Sep	Oct	Nov	Dec	2022 Jan	Feb	Mar	Apr	May	Total
INFLOW	44	28	35	39	42	38	49	33	41	50	34	48	481
OUTFLOW	37	28	61	26	23	17	27	43	39	35	50	46	432
OUTFLOW to Permanent Housing	17	20	37	15	8	3	16	15	15	20	23	27	216
OUTFLOW exceeded INFLOW			✓					✓			✓		
Homeless Veterans on Veteran Registry	278	222	187	186	188	203	221	203	221	232	214	218	

**Efforts to Lease-Up Special Purpose
Vouchers**

Becks Heyhoe, OC United Way; Service Providers

Special Purpose Voucher Updates
Public Housing Authority Representatives

Business Calendar – Item #5

Background

The four Housing Authorities in Orange County apply for and receive Special Purpose Vouchers from the U.S. Department of Housing and Urban Development (HUD) to serve people experiencing homelessness including:

- **Mainstream Vouchers (MS5):**
 - Mainstream vouchers assist non-elderly persons with disabilities. Aside from serving a special population, Mainstream vouchers are administered using the same rules as other housing choice vouchers.
 - The 2017, 2018, and 2019 Appropriations Acts provided funded for new Mainstream vouchers. Since 2018, HUD has awarded over \$500 million in funding to public housing agencies (PHAs) to support 50,000 new Mainstream vouchers.
- **Emergency Housing Vouchers (EHV)**
 - The Emergency Housing Voucher (EHV) program was made possible through the American Rescue Plan Act (ARPA). Through EHV, HUD provided 70,000 housing choice vouchers to local Public Housing Authorities (PHAs) in order to assist individuals and families who are homeless, at-risk of homelessness, and victims of domestic violence.
 - Referrals come through the Coordinated Entry System.

Business Calendar – Item #5

Background

The four Housing Authorities in Orange County apply for and receive Special Purpose Vouchers from HUD to serve people experiencing homelessness including:

- **Veteran Affairs Supportive Housing Vouchers (VASH)**
 - The HUD-Veterans Affairs Supportive Housing (HUD-VASH) program combines HUD's Housing Choice Voucher (HCV) rental assistance for homeless Veterans with case management and clinical services provided by the Department of Veterans Affairs (VA).
 - Referrals come from the VAMC of Long Beach.

Business Calendar – Item #5

Background

The four Housing Authorities in Orange County apply for and receive Special Purpose Vouchers from HUD to serve people experiencing homelessness including:

- **Family Unification Program / Foster Youth to Independence Vouchers (FUP or FYI)**
 - The Family Unification Program (FUP) is a program under which Housing Choice Vouchers (HCVs) are provided to two different populations:
 1. Families for whom the lack of adequate housing is a primary factor in: (Family Unification)
 - a. The imminent placement of the family's child or children in out-of-home care, or
 - b. The delay in the discharge of the child or children to the family from out-of-home care.
 2. Eligible youths who have attained at least 18 years and not more than 24 years of age and who have left foster care, or will leave foster care within 90 days, in accordance with a transition plan and is homeless or is at risk of becoming homeless at age 16 or older.
 - PHAs administer the FUP/FYI vouchers in partnership with Public Child Welfare Agencies (PCWAs) who are responsible for referring FUP families and youths to the PHA for determination of eligibility for rental assistance. Referrals come from the Orange County Social Services Agency.

Business Calendar – Item #5

Special Purpose Voucher Updates – Orange County Housing Authority

Voucher Type	Allocation	Vouchers Searching	Leased
Mainstream Voucher (MS5)	201	36	147
Emergency Housing Voucher (EHV)	557	398	224
Veteran Affairs Supportive Housing Voucher (VASH – Tenant-Based)	853	103	653
Family Unification Program (FUP) Voucher	325	10	275

Business Calendar – Item #5

Special Purpose Voucher Updates – Anaheim Housing Authority

Voucher Type	Allocation	Vouchers Searching	Leased
Mainstream Voucher (MS5)	397	27	305
Emergency Housing Voucher (EHV)	278	179	69
Veteran Affairs Supportive Housing Voucher (VASH – Tenant-Based)	94	13	71

Updated 4-8-22

Business Calendar – Item #5

Special Purpose Voucher Updates – Santa Ana Housing Authority

Voucher Type	Allocation	Vouchers Searching	Leased
Mainstream Voucher (MS5)	231	34	130
Emergency Housing Voucher (EHV)	89	45	30
Veteran Affairs Supportive Housing Voucher (VASH – Tenant-Based)	171	37	92
Foster Youth Independence (FYI) Voucher	46	3	42

Business Calendar – Item #5

Special Purpose Voucher Updates – Garden Grove Housing Authority

Voucher Type	Allocation	Vouchers Searching	Leased
Mainstream Voucher (MS5)	30	25	9
Emergency Housing Voucher (EHV)	117	112	58

Business Calendar – Item #5

Special Purpose Voucher Updates – Orange County Totals

Voucher Type	Allocation	Vouchers Searching	Leased
Mainstream Voucher (MS5)	678	122	591
Emergency Housing Voucher (EHV)	1,041	734	381
Veteran Affairs Supportive Housing Voucher (VASH – Tenant-Based)	1,118	153	816
Family Unification Program (FUP) Voucher	325	10	275
Foster Youth Independence (FYI) Voucher	46	3	42
TOTALS	3,208	1,012	2,105 (65%)

Rapid Rehousing Services Update
Service Providers

CalAIM Update

Michael Herman and Andrew Kilgust, CalOptima

OC Housing Finance Trust Update
Adam Eliason, OC Housing Finance Trust

Project Homekey Update

Julia Bidwell, OC Community Resources

Grace Stepter, City of Anaheim

Project-Based Voucher Pipeline
Public Housing Authority Representatives

Business Calendar – Item #6

Background

- Four Housing Authorities in Orange County administer the Housing Choice Voucher Program (Section 8) to help qualified tenants afford healthy and safe housing in the private market:
 - Anaheim Housing Authority (AHA)
 - Garden Grove Housing Authority (GGHA)
 - Orange County Housing Authority (OCHA)
 - Santa Ana Housing Authority (SAHA)
- Each Housing Authority can “*project-base*” up to 20% of their vouchers to develop affordable and permanent supportive housing

Business Calendar – Item #6

Project-Based Voucher Pipeline – Orange County Housing Authority

Project Name	City	PSH Units					Non-PSH	Total Units	Estimated Completion
		MHSA Units	NPLH Units	VASH PBV Units	PBV Units	Other PSH Restricted			
Prado	Fountain Valley			8				8	04/2022
Altrudy Senior Apts.	Yorba Linda	8						8	06/2022
The Groves	San Juan Capistrano	8						8	07/2022
Casa Paloma	Midway City	24				24		48	07/2022
Ascent	Buena Park	28				27		55	09/2022

Business Calendar – Item #6

Project-Based Voucher Pipeline – Anaheim Housing Authority

Project Name	City	PSH Units					Non-PSH	Total Units	Estimated Completion
		MHSA Units	NPLH Units	(County) PBV Units	PBV Units	Other PSH Restricted			
Center of Hope	Anaheim	20	34	16	50	0	2	72	01/2023
Finamore Place	Anaheim	0	0	0	20	0	82	102	06/2022
Miraflores Apartments	Anaheim	8	0	0	8	0	78	86	11/2023

*Updated 4-8-22

Business Calendar – Item #6

Project-Based Voucher Pipeline – Santa Ana Housing Authority

Project Name	City	PSH Units					Non-PSH	Total Units	Estimated Completion
		MHSA Units	NPLH Units	VASH PBV Units	PBV Units	Other PSH Restricted			
North Harbor Village	Santa Ana			34	55			89	01/2023
Westview House	Santa Ana				26		59	85	12/2023
Legacy Square	Santa Ana	25			8		59	92	02/2023
FX Residences	Santa Ana				3	13		16	12/2023
Crossroads at Washington	Santa Ana				43		42	85	12/2023

Updated 6-8-22

Business Calendar – Item #6

Project-Based Voucher Pipeline – Garden Grove Housing Authority

- No projects to report at this time

2022 Housing Inventory Count (HIC)

Erin DeRycke, Director of CoC Data and
Operations, 2-1-1 Orange County

Business Calendar – Item #7

2022 Housing Inventory Count

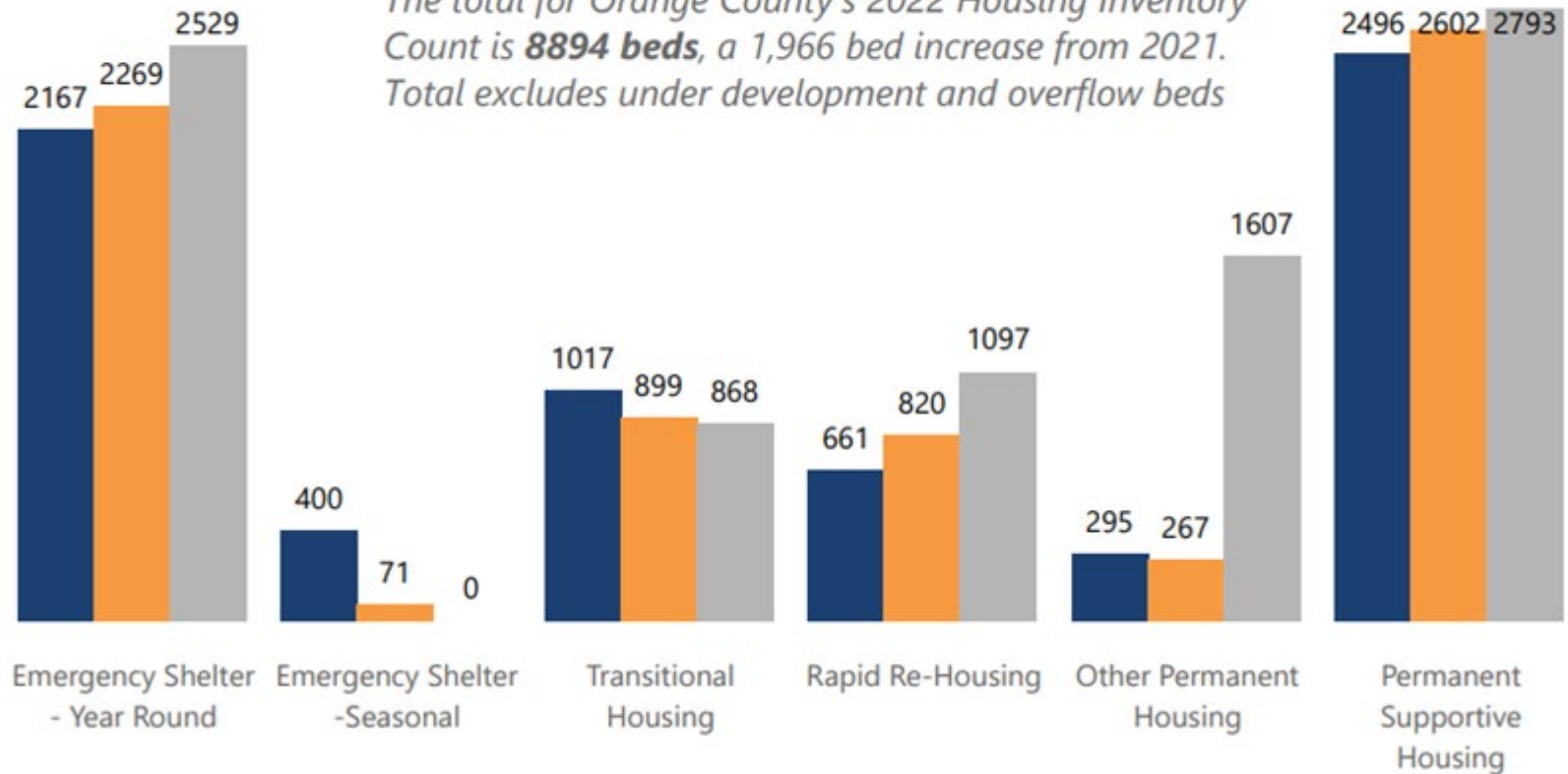
- The Housing Inventory County (HIC) is a point-in-time inventory of housing programs within a Continuum of Care (CoC) that provide beds and units dedicated to serve people experiencing homelessness.
- All CoCs are required to conduct a HIC count every year and must be conducted during the last ten days in January.

Business Calendar – Item #7

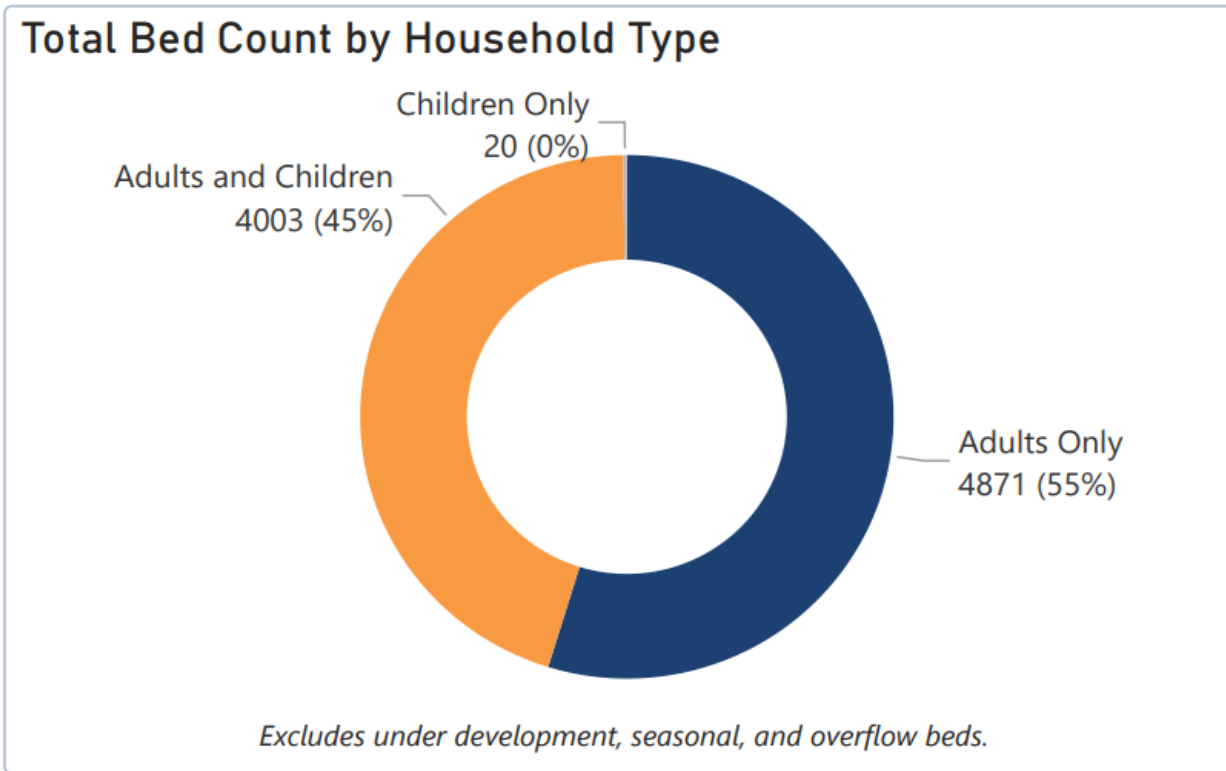
Orange County, CA (CA-602): 2022 Housing Inventory Count

Total Bed Count by Project Type

● 2020 ● 2021 ● 2022

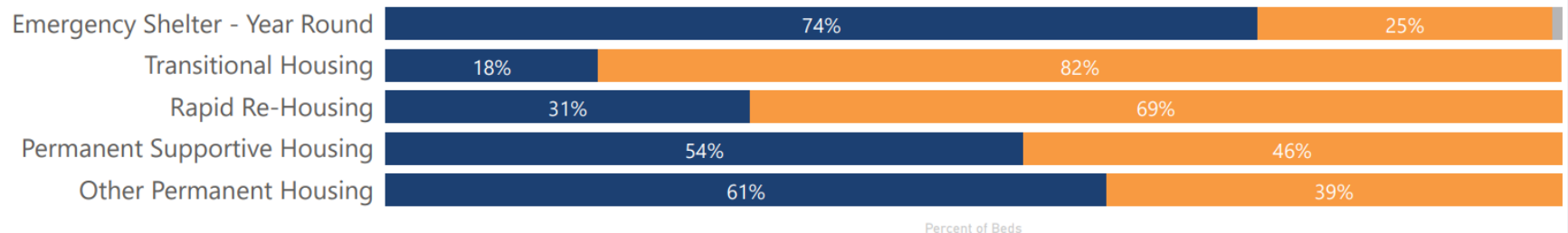


Business Calendar – Item #7



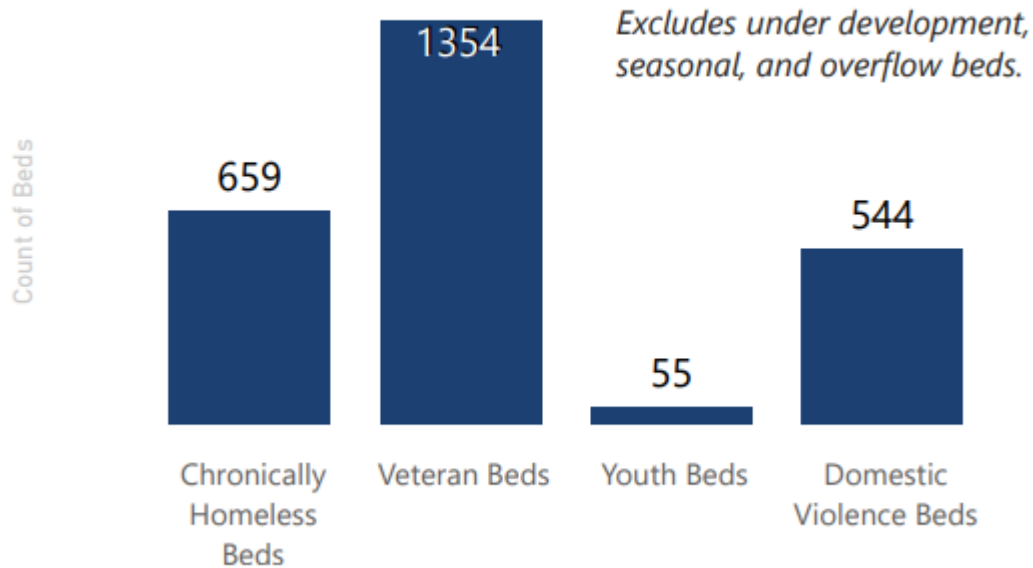
Bed Count by Project Type and Bed Type *Excludes under development, seasonal, and overflow beds.*

● Adults Only ● Children and Adults ● Children Only



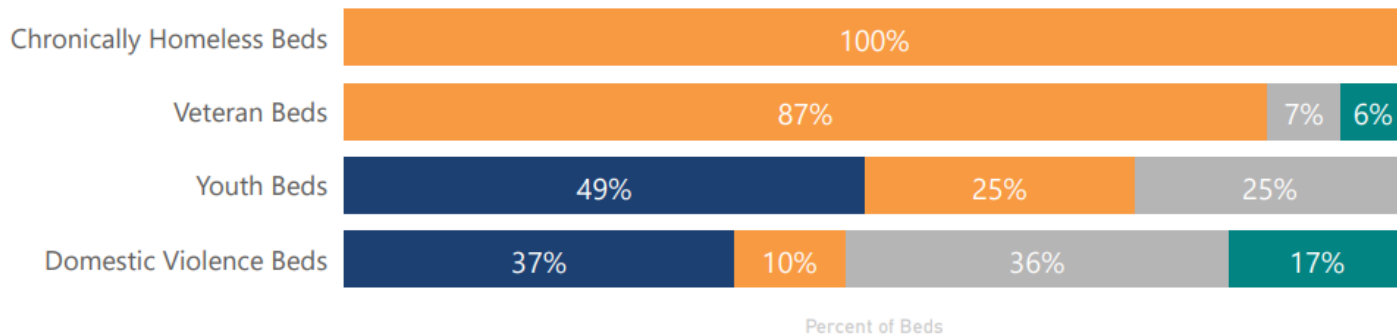
Business Calendar – Item #7

Special Population Beds



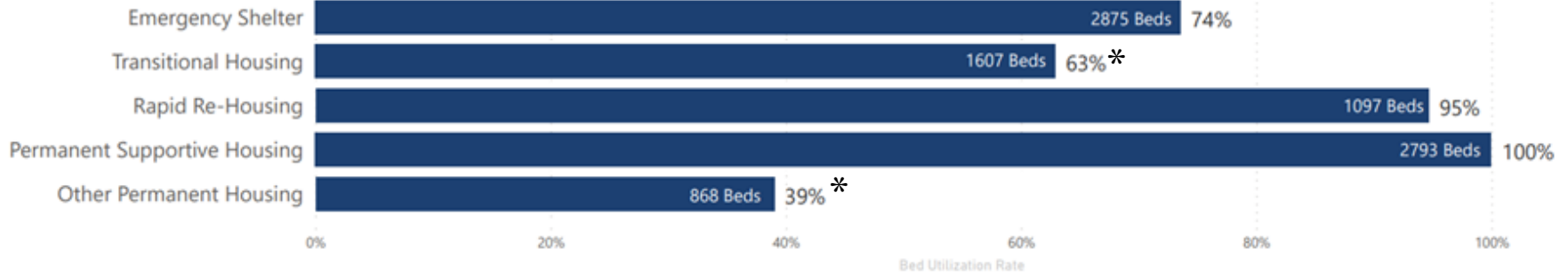
Special Population Beds Distribution

● Emergency Shelter - Year Round ● Permanent Supportive Housing ● Rapid Re-Housing ● Transitional Housing



Business Calendar – Item #7

Bed Utilization *Includes year-round, seasonal, and overflow beds*




16 projects do not participate in HMIS:

- 8 Emergency Shelter
- 7 Transitional Housing
- 1 Rapid Re-Housing

HMIS Participation *Excludes under development, overflow, seasonal, and domestic violence beds.*

● HMIS Participating ● Not Participating



*Updated 6-21-22

Federal and State Legislation Updates
Cesar Covarrubias, The Kennedy Commission

**Orange County Housing Advocacy
Collaborative Update**

Michael Shepherd, Orange County United Way

Next Meeting

August 12, 2022, 10:00 a.m. – 12:00 p.m.

