



Commission to
END HOMELESSNESS

Office of Care Coordination

REGULAR MEETING

WEDNESDAY, JUNE 19, 2024

DISCUSSION – ITEM #1

OFFICE OF CARE COORDINATION UPDATE

Tiny Homes Ad Hoc Membership

- Vicente Sarmiento, Chair and Supervisor, Second District
- Gina Cunningham, Affordable Housing Development Representative
- Robert Morse, Continuum of Care Board Representative
- Kelly Bruno-Nelson, Medi-Cal Managed Care Health Plan Representative
- Milo Peinemann, At-Large Representative
- Monique Davis, Business Representative

DISCUSSION – ITEM #1

OFFICE OF CARE COORDINATION UPDATE

Tiny Homes Ad Hoc

The purpose of Tiny Home Ad Hoc is to evaluate alternative housing solutions including studying, defining, and identifying potential applications for Tiny Homes.

- The Ad Hoc continued tiny home tours with both developers and operators.
 - Life Ark – El Monte
 - Continest – Long Beach
 - City Net – Baldwin Park
 - Simon Builders – Anaheim
 - LIM Living – Anaheim
 - City of Torrance – Torrance
- The Tiny Home Ad Hoc is wrapping up site visits and interviews with organizations involved in the tiny home industry to determine available options and understand the challenges and benefits of development and will report to the full Commission at the August meeting.

DISCUSSION – ITEM #1

OFFICE OF CARE COORDINATION UPDATE

Homeless Prevention and Stabilization Pilot Program

The goal of the HPSP Program is to assist households who are at risk of experiencing homelessness achieve housing stability by providing financial assistance to pay rental arrears, past due utility bills, and forward rent and/or utility bills based, and stabilization payments. The expected program enrollment for households will be 12-months, based upon need and to be evaluated on a quarterly basis.

- The Request for Proposals closed on April 11, 2024. The proposals were evaluated, and Orange County United Way was selected by an evaluation panel.
- The University of California Irvine (UCI) will conduct the first phase of an evaluation study to measure the Program's effectiveness in maintaining housing stability for individuals who are on the brink of homelessness.
- Orange County United Way met UCI to discuss the study of the Program and how they will coordinate and collaborate through the study design, implementation and evaluation process.

DISCUSSION – ITEM #2

COLD WEATHER SHELTER AD HOC RECOMMENDATIONS

Cold Weather Emergency Shelter Ad Hoc Membership

- Vicente Sarmiento, Chair and Supervisor, Second District
- James Vanderpool, City Manager for Anaheim – North Service Planning Area Representative
- Debra Rose, City Manager for Lake Forest – South Service Planning Area Representative
- Lisa Kim, City Manager for Garden Grove – Central Service Planning Area Representative
- Jason Ivins, Captain – OC Sheriff's Department Representative
- Adam Hawley, Chief of Police for Brea – Chief of Police Representative

DISCUSSION – ITEM #2

COLD WEATHER SHELTER AD HOC RECOMMENDATIONS

Cold Weather Emergency Shelter Ad Hoc

The purpose of the Cold Weather Shelter Ad Hoc is to evaluate various models of design and operation and bring recommendations back to the full commission.

- The Ad Hoc met on May 8, 2024, to review the challenges and opportunities learned in the 2023/2024 season and discuss recommendations for the upcoming season.

DISCUSSION – ITEM #2

COLD WEATHER SHELTER AD HOC RECOMMENDATIONS

Cold Weather Emergency Shelter Ad Hoc

- The Ad Hoc recommends recognizing the need for a response for various inclement weather patterns and not only cold weather.
- The Ad Hoc recommends proactive planning ahead of inclement weather to encourage those who are in high-risk areas to be placed into shelter *before* the weather turns.
- The Ad Hoc recommends communicating with each individual city directly while also considering the functionality, efforts and partnerships of each SPA.
- The Ad Hoc recommends leveraging a shelter network by considering set aside beds at existing locations for times of inclement weather.

DISCUSSION – ITEM #2

COLD WEATHER SHELTER AD HOC RECOMMENDATIONS

Cold Weather Emergency Shelter Ad Hoc

- The Ad Hoc recommends utilizing and expanding partnerships to address the shared responsibility between the County and cities.
- The County should be prepared to work collaboratively, including committing to lowering challenges with partnerships, by revisiting conditions in contracts/agreements.
- The Ad Hoc recommends the County and cities explore the use of motel rooms as a potential model.
- The Ad Hoc recommends developing a reference of Best Practices surrounding inclement weather operations.
- The Ad Hoc recommends reviewing a case study of Anaheim's most recent inclement weather operations.

PRESENTATION – ITEM #3

2024 POINT IN TIME COUNT

Orange County 2024 Point in Time Count Summary

A review of the 2024 Point in Time Count presented by Doug Becht, Director, Care Coordination.

ORANGE COUNTY 2024 POINT IN TIME COUNT SUMMARY



**EVERYONE
COUNTS**



2024 marks the third
PIT Count conducted



Aligns with National
best practices

1,251

Highest number of
volunteers in PIT history



METHODOLOGY



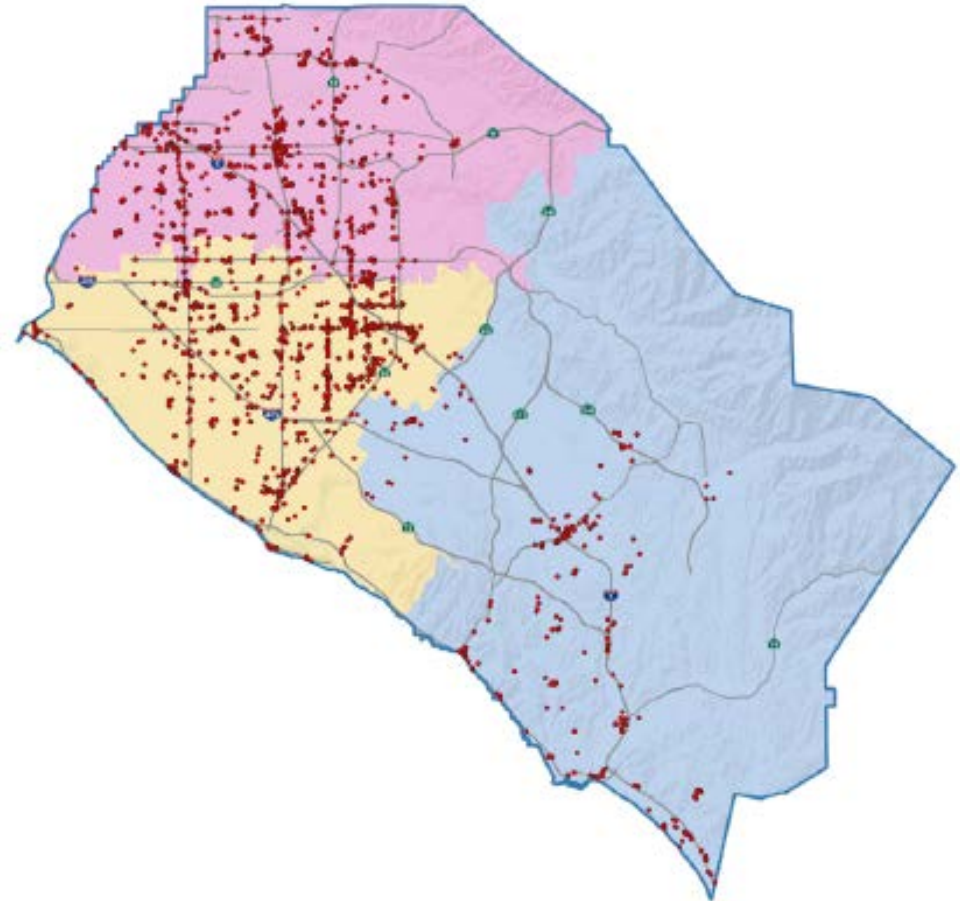
**EVERYONE
COUNTS**
2024 Point In Time

COUNTYWIDE DATA

7,322
Persons

4,173
UNSHELTERED TOTAL

3,149
SHELTERED TOTAL

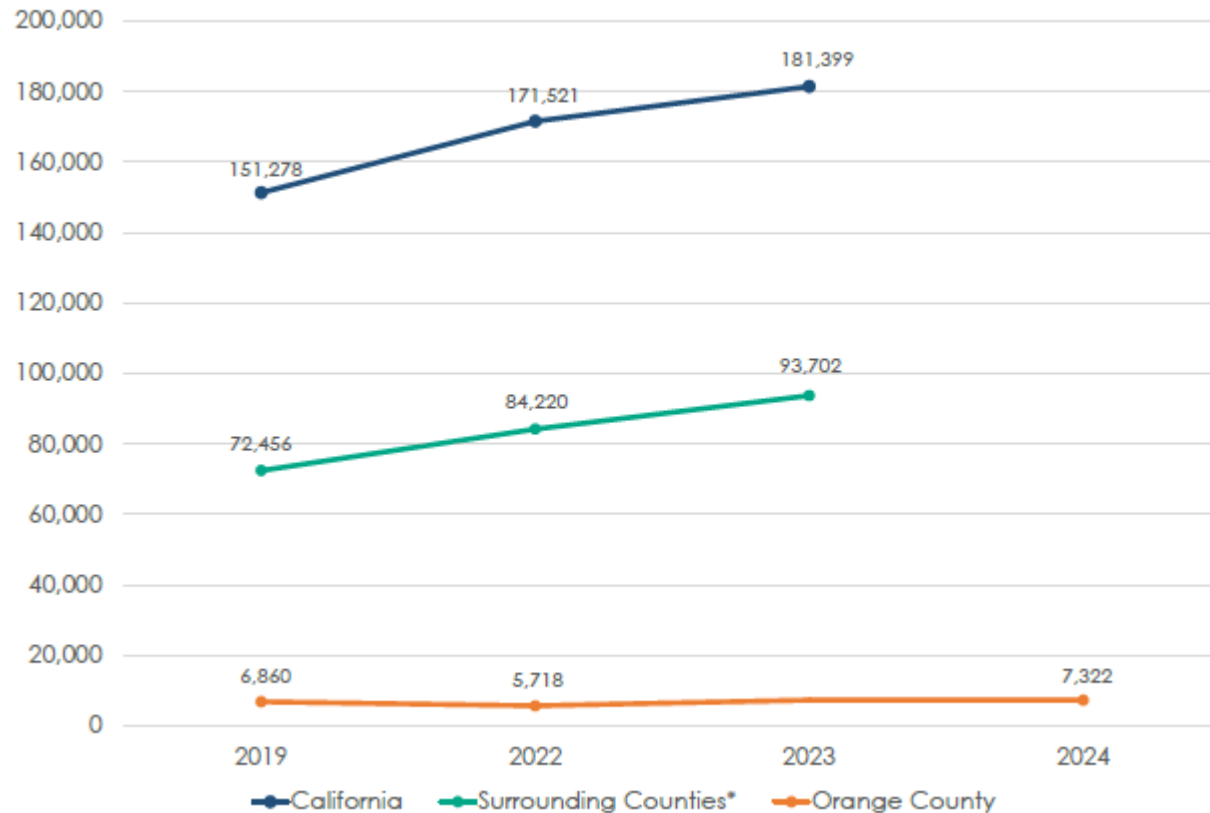




EVERYONE COUNTS
2024 Point In Time

GROWTH TRENDS

GROWTH TRENDS OF CALIFORNIA HOMELESS POPULATION



**5 YEAR
RATE OF
GROWTH**

California:	20%
Surrounding Counties:	29%
Orange County:	7%

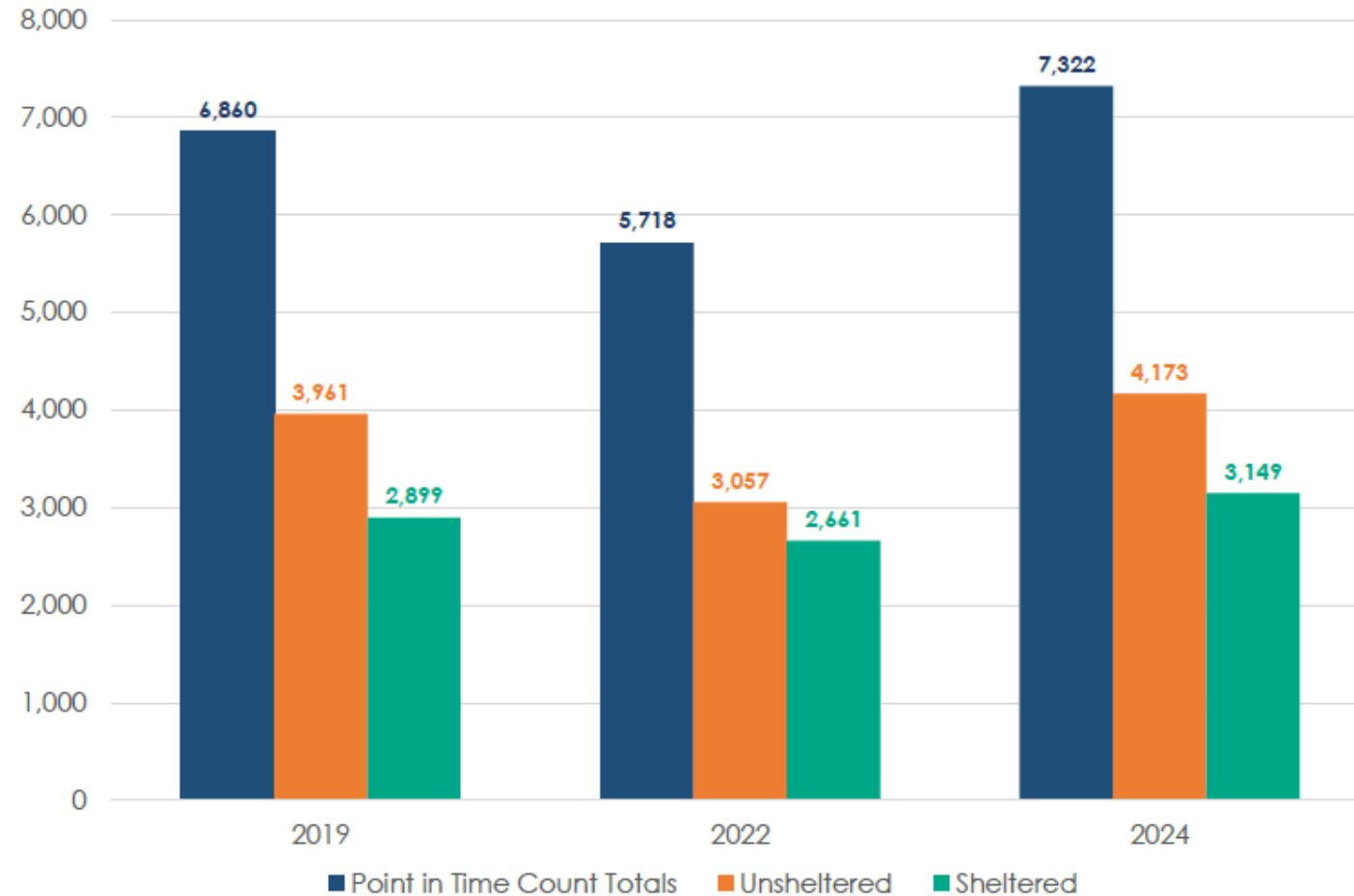
Surrounding Counties include: Los Angeles County, Riverside County, San Bernardino County and San Diego County



**EVERYONE
COUNTS**
2024 Point In Time

COMPARISON OF 2019, 2022 & 2024 POINT IN TIME COUNT

TOTAL COMPARISON OF 2019, 2022 & 2024 POINT IN TIME COUNT



328

VETERANS

Persons who served in the U.S. Armed Forces, National Guard or Reserves

308

TRANSITIONAL AGED YOUTH

Persons ages 18 to 24

869

SENIORS

Persons ages 62 and older



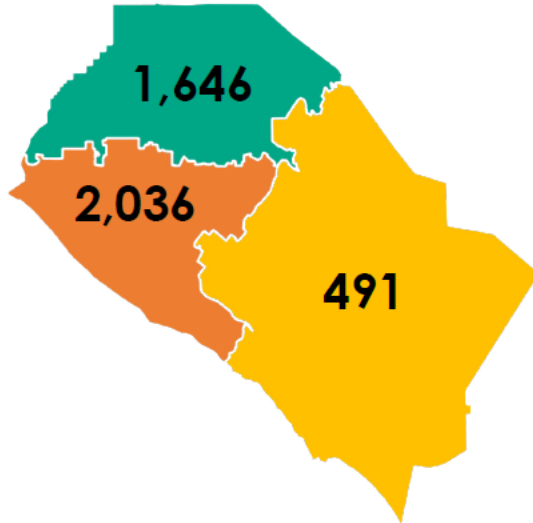
EVERYONE COUNTS
2024 Point In Time

**COUNTYWIDE
SUBPOPULATIONS DATA**



**EVERYONE
COUNTS**
2024 Point In Time

UNSHELTERED AND SHELTERED COUNT



4,173
UNSHELTERED TOTAL

248

VETERANS

Persons who served in
the U.S. Armed Forces,
National Guard or
Reserves

162

**TRANSITIONAL
AGED YOUTH**

Persons ages 18 to 24

413

SENIORS

Persons ages 62
and older

80

VETERANS

Persons who served in
the U.S. Armed Forces,
National Guard or
Reserves

146

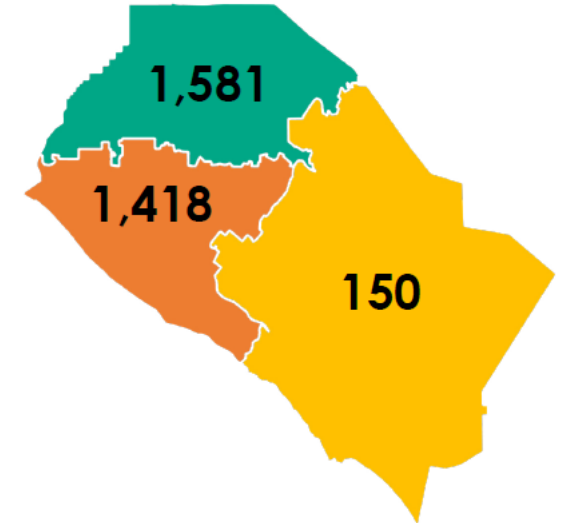
**TRANSITIONAL
AGED YOUTH**

Persons ages 18 to 24

456

SENIORS

Persons ages 62
and older



3,149
SHELTERED TOTAL



**EVERYONE
COUNTS**
2024 Point In Time

HOUSEHOLD STATUS

2024 HOUSEHOLD STATUS

Population	Description	Unsheltered (3,803) Households	Sheltered (2,456) Households	Total (6,259) Households
Individuals	Households with only adults 18 and older	3,747 Households 3,993 Persons	2,159 households 2,195 Persons	5,906 Households 6,188 Persons
Families	Households with at least one adult 18 and older and one child 17 or younger	56 Families 180 persons in households: 81 Adults 99 Children	291 Families 948 persons in households: 362 Adults 586 Children	347 Families 1128 persons in households: 443 Adults 685 Children
Unaccompanied Minors	Minors, 17 and younger not accompanied by an adult	0	6 households and 6 persons	6 households and 6 persons

Descriptions:

Individuals: Households with only adults 18 and older.

Families: Households with at least one adult 18 and older and one child 17 or younger.

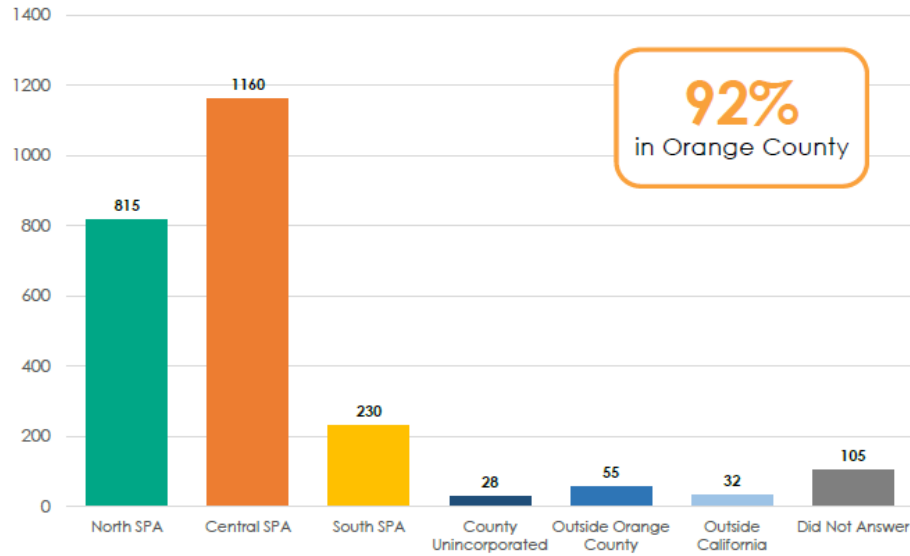
Unaccompanied Minors: 17 years and younger not accompanied by an adult.



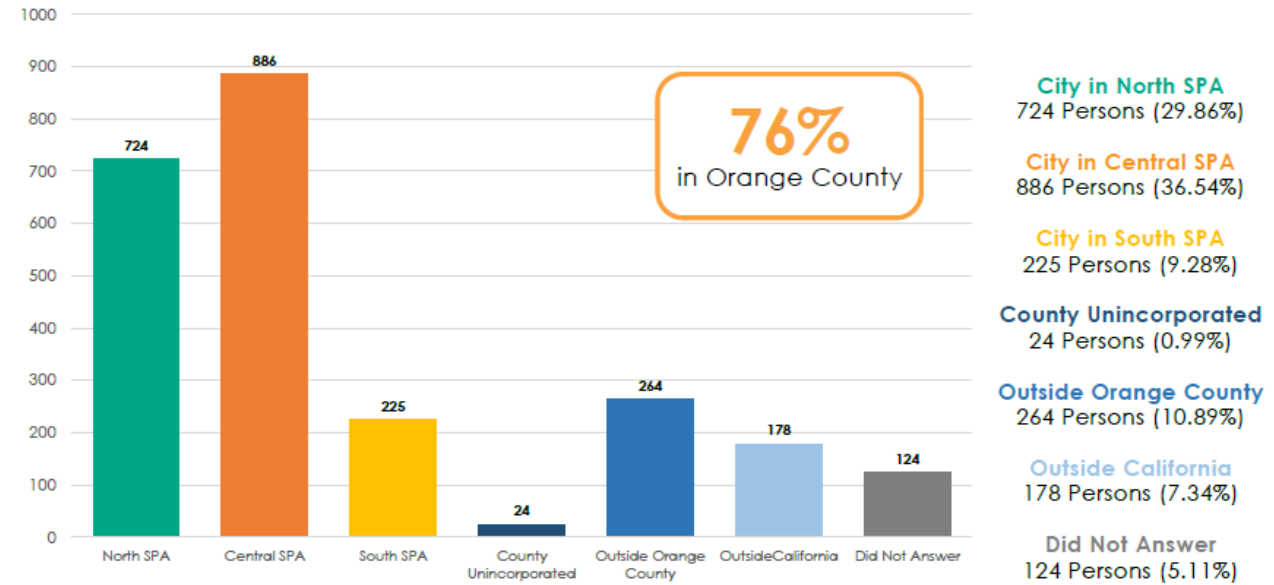
EVERYONE COUNTS
2024 Point In Time

COMMUNITY TIES: UNSHELTERED ADULTS

REPORTED CITY WHERE MOST SPENT TIME WHILE HOMELESS



REPORTED CITY OF LAST PERMANENT ADDRESS



Notes:

This data is based off the 2,425 unsheltered Adults surveyed.



**EVERYONE
COUNTS**
2024 Point In Time

COMMUNITIES TIES: UNSHELTERED ADULTS



51.75%
1,255 Persons

Have family in Orange County



48.33%
1,172 Persons

Experiencing homelessness for the first time in the past 12 months



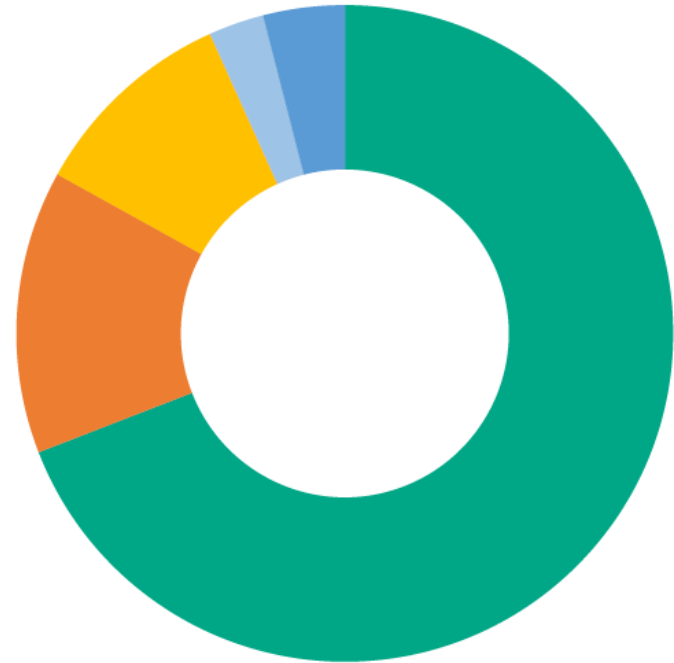
63.42%
1,538 Persons

Currently working or have ever worked in Orange County



43.09%
1,045 Persons

Attending or have attended school in Orange County



CURRENT EMPLOYMENT STATUS

- Unemployed**
1,676 Persons, 69.11%
- Full-Time, Part Time, Seasonally Employed**
338 Persons, 13.94%
- Retired, Disabled**
248 Persons, 10.23%
- Other**
66 Persons, 2.72%
- Did Not Answer**
97 Persons, 4.00%

Notes:

This data is based off the 2,425 unsheltered Adults surveyed.



**EVERYONE
COUNTS**
2024 Point In Time

COMPARISON OF 2019, 2022 & 2024 POINT IN TIME COUNT

UNSHELTERED COMPARISON OF 2019, 2022 & 2024 POINT IN TIME COUNT - SUBPOPULATIONS & DISABLING CONDITIONS

Subpopulations & Disabling Conditions	2019 Unsheltered 3,714 Adults	2022 Unsheltered 2,936 Adults	2024 Unsheltered 4,074 Adults
Chronic Homelessness	52.02% 1,932 Adults	55.07% 1,617 Adults	38.44% 1,566 Adults
Substance Use Disorder	33.74% 1,253 Adults	41.45% 1,217 Adults	49.85% 2,031 Adults
Physical Disability	31.18% 1,158 Adults	32.19% 945 Adults	31.42% 1,280 Adults
Serious Mental Illness	26.82% 996 Adults	29.53% 867 Adults	30.68% 1,250 Adults
Developmental Disability	14.03% 521 Adults	14.27% 419 Adults	17.43% 710 Adults
Domestic Violence	9.50% 353 Adults	9.84% 289 Adults	10.01% 408 Adults
HIV/AIDS	1.80% 67 Adults	1.77% 52 Adults	2.26% 92 Adults

Notes:

Data only includes adults 18 and older. Some adults may identify with more than one subpopulation and/or report more than one disabling condition.



COMPARISON OF 2019, 2022 & 2024 POINT IN TIME COUNT

SHELTERED COMPARISON OF 2019, 2022 & 2024 POINT IN TIME COUNT - SUBPOPULATIONS & DISABLING CONDITIONS

Subpopulations & Disabling Conditions	2019 Sheltered 2,166 Adults	2022 Sheltered 2,060 Adults	2024 Sheltered 2,557 Adults
Chronic Homelessness	26.27% 569 Adults	38.40% 791 Adults	34.30% 877 Adults
Substance Use Disorder	26.64% 577 Adults	20.19% 416 Adults	23.46% 600 Adults
Physical Disability	14.82% 321 Adults	24.85% 512 Adults	29.88% 764 Adults
Serious Mental Illness	31.21% 676 Adults	28.06% 578 Adults	35.31% 903 Adults
Developmental Disability	4.85% 105 Adults	1.89% 39 Adults	0.20% 5 Adults
Domestic Violence	8.54% 185 Adults	10.97% 226 Adults	10.40% 266 Adults
HIV/AIDS	1.80% 39 Adults	3.74% 77 Adults	6.84% 175 Adults

Notes:

Data only includes adults 18 and older. Some adults may identify with more than one subpopulation and/or report more than one disabling condition.



**EVERYONE
COUNTS**
2024 Point In Time

SERVICE PLANNING AREA COMPARISON



North Service Planning Area

2,765 ↓ **2,419** ↑ **3,227**
2019 -12.51% 2022 33.40% 2024

Central Service Planning Area

3,332 ↓ **2,714** ↑ **3,454**
2019 -18.55% 2022 27.27% 2024



South Service Planning Area

763 ↓ **585** ↑ **641**
2019 -23.33% 2022 9.57% 2024





**EVERYONE
COUNTS**
2024 Point In Time

SHELTER-TO- HOUSING

Homeless shelters in the County provide more than just beds for persons experiencing homelessness. Shelters are considered a gateway to housing and provide a variety of services to support people experiencing sheltered homelessness to obtain and sustain housing. On April 4, 2024, the County conducted a “point-in-time” snapshot of the County’s two shelters, Yale Navigation Center and Bridges at Kraemer Place, in an effort to understand the current state of the shelter-to-housing pipeline. The results were astonishing and spoke to the need to increase housing in the county for those experiencing homelessness.



Yale Navigation Center &
Bridges at Kraemer Place



72% of its current population completed all necessary steps to be eligible for housing



Only 1 out of every 12 were connected to housing



Housing

PRESENTATION – ITEM #4 HOMELESS DEATH REVIEW COMMITTEE

Homeless Death Review Committee

A review of the report on 2022 Orange County homeless deaths, presented by Kelly Estrada, Assistant Chief Deputy Coroner.

Homeless Death Review Committee:

Report on 2022 Homeless Deaths



ORANGE COUNTY
SHERIFF'S DEPARTMENT

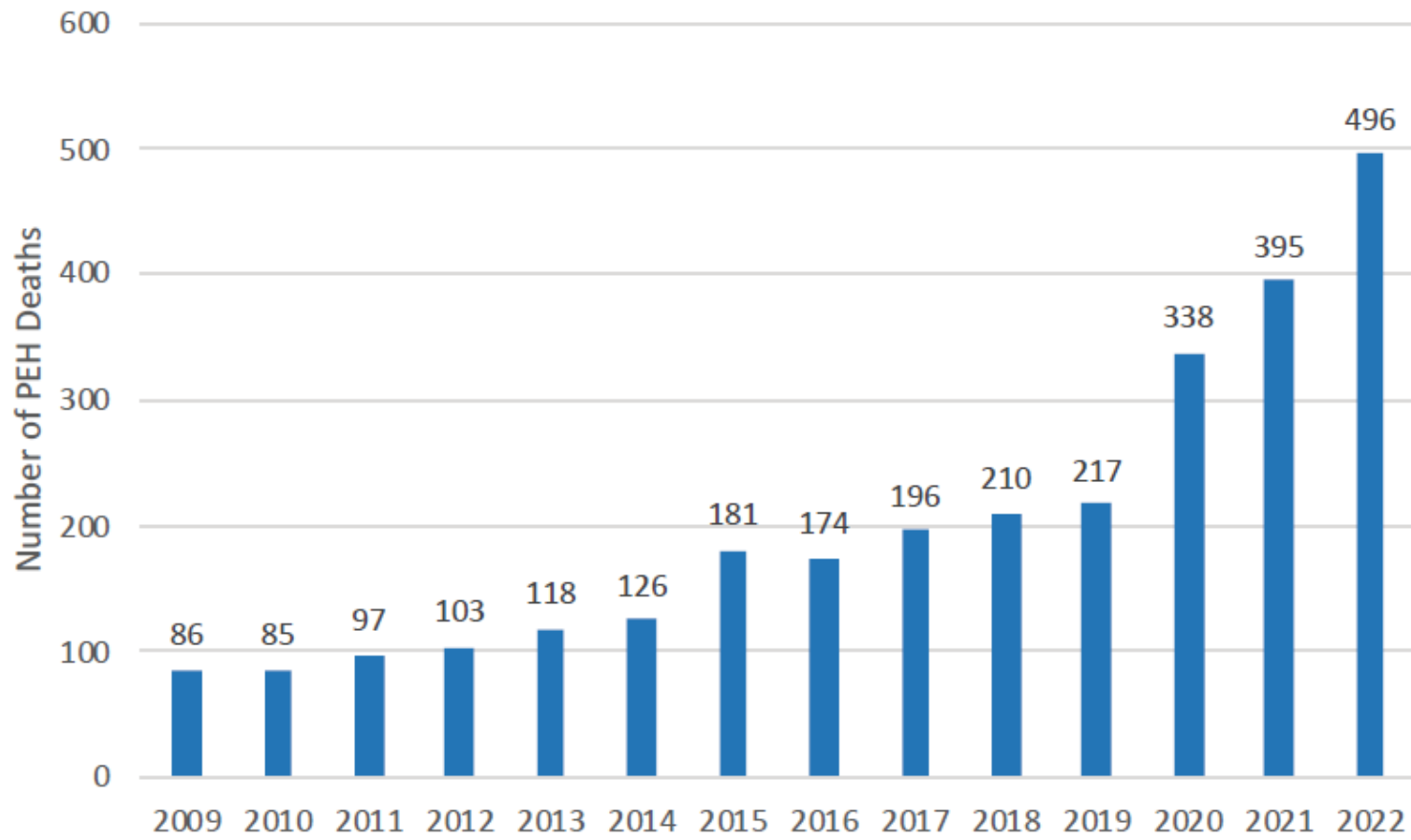
Background on Homeless Death Review



- Created by Sheriff Barnes in January 2022 to analyze Orange County's homeless deaths.
- Committee includes representatives from county agencies, city police departments, medical personnel, and non-profits who serve the homeless population.
- First report was on 2021 homeless deaths.
- In 2023 legislation was passed authorizing ability to share confidential information.

PEH Deaths in Orange County 2009-2022

Figure 1: Number of Deaths to PEH in OC



Demographics of PEH Deaths

Figure 2: Race/Ethnicity of PEH Decedents

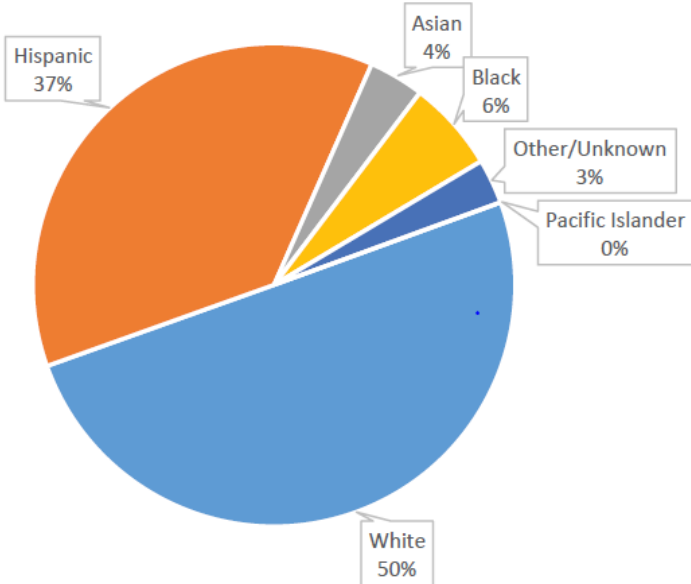
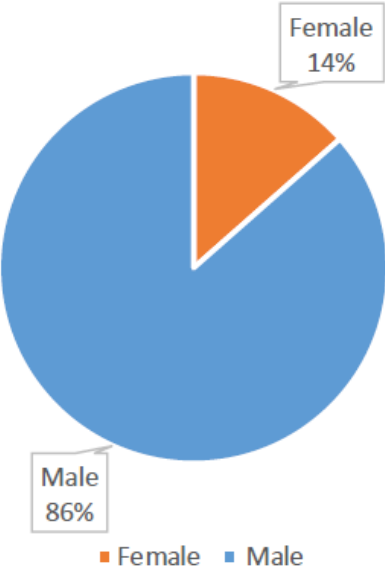
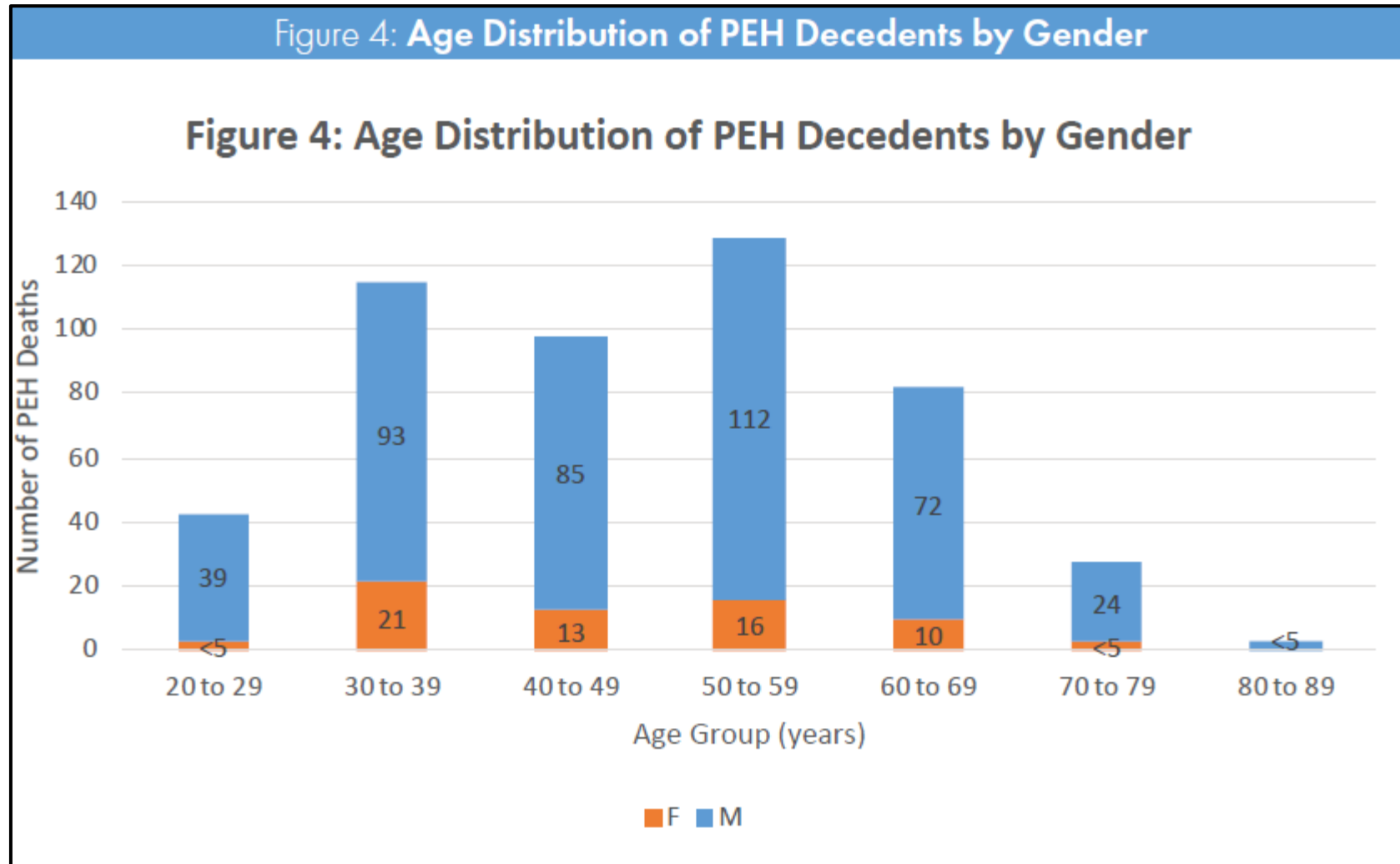


Figure 3: Gender of PEH Decedents



Age of PEH Deaths

Figure 4: Age Distribution of PEH Decedents by Gender

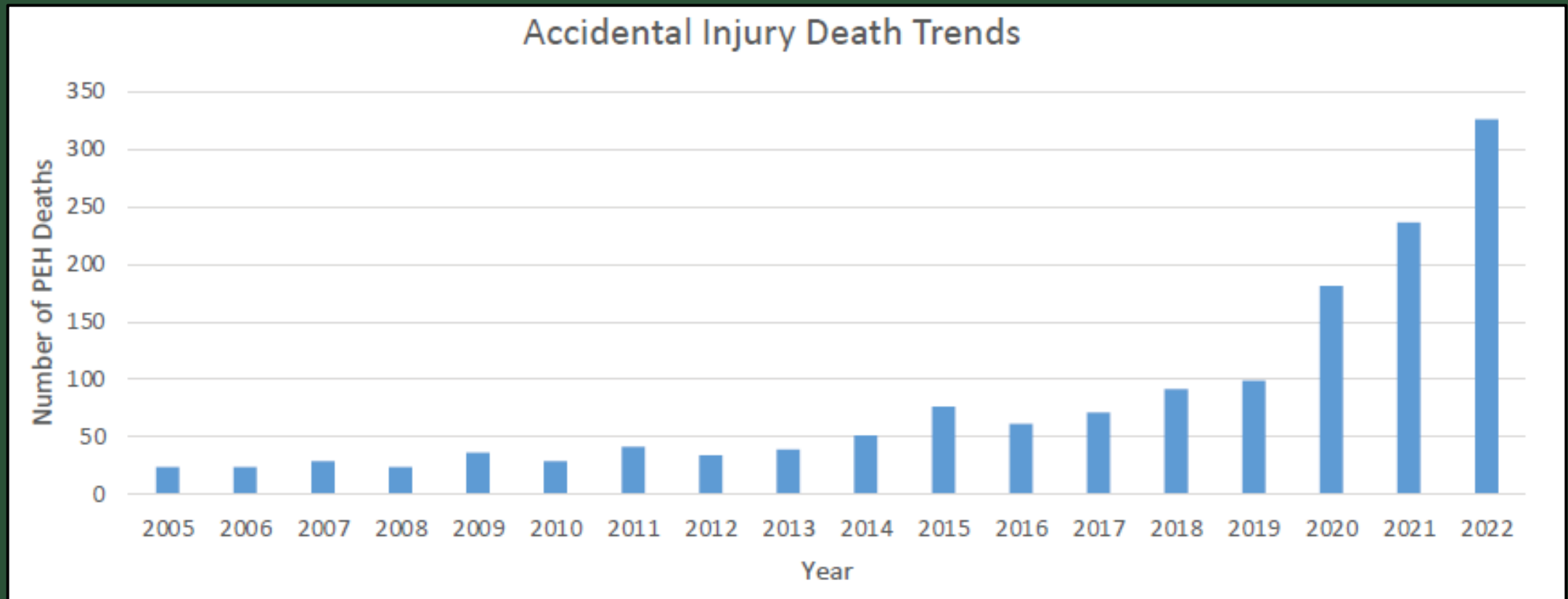


PEH Manner of Death

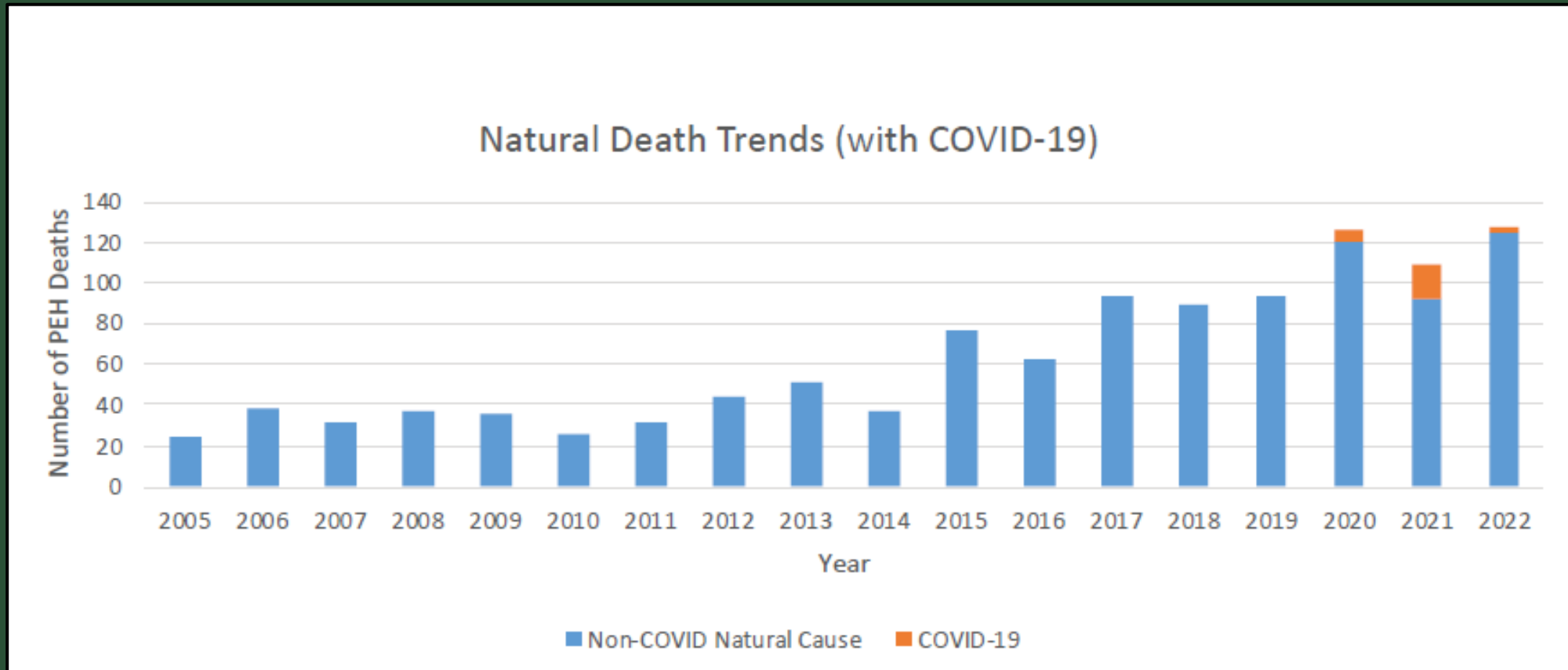
Table 1: Manner of Death to PEH (2018 to 2022)

Homeless Deaths Manner of Death	2018		2019		2020		2021		2022	
	Number	Percent	Number	Percent	Number	Percent	Number	Percent	Number	Percent
Accident	91	43%	99	46%	181	54%	235	59%	324	65%
Homicide	12	6%	6	3%	7	2%	11	3%	8	2%
Natural	89	42%	94	43%	126	37%	109	28%	128	26%
<i>COVID-19</i>					6	2%	17	4%	5	1%
Suicide	15	7%	14	7%	15	4%	22	6%	19	4%
Undetermined/ Pending*	3	1%	4	2%	3	1%	1	0%	14	3%
Total	210	100%	217	100%	338	100%	395	100%	496	100%

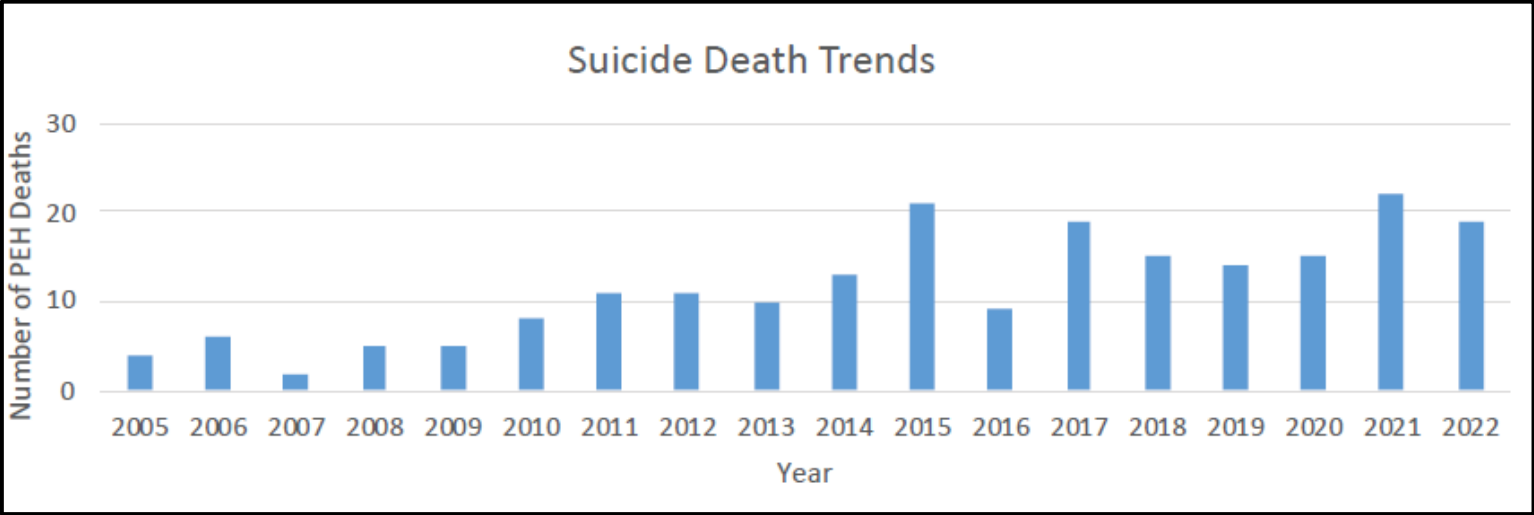
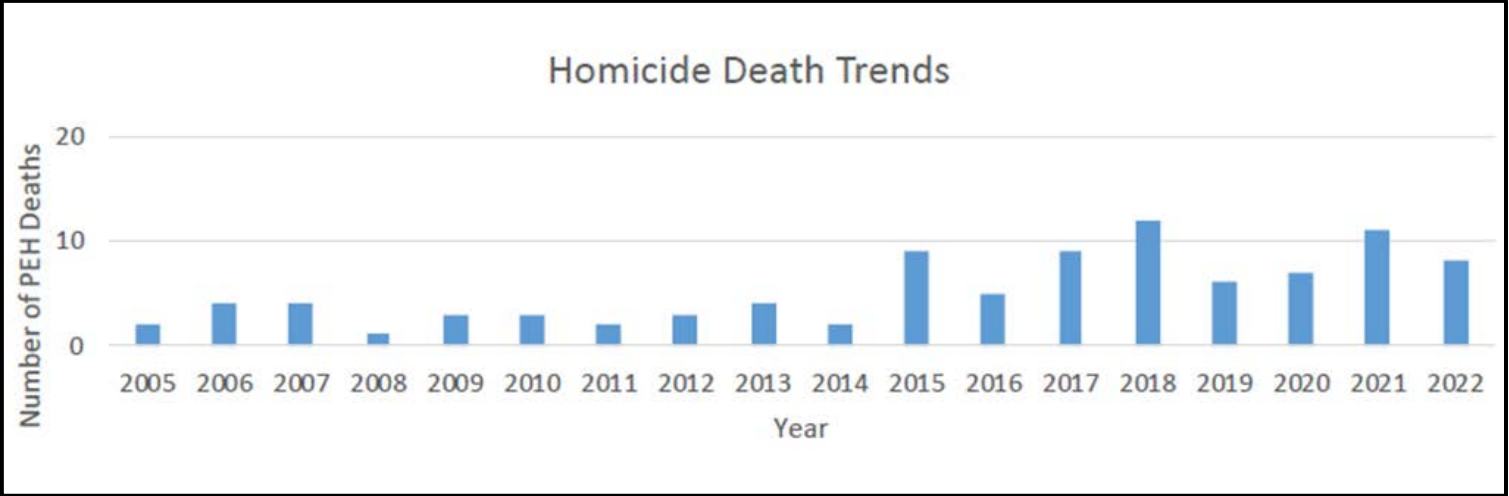
PEH Death Trends-Accidental



PEH Death Trends-Natural



PEH Death Trends-Homicide and Suicide

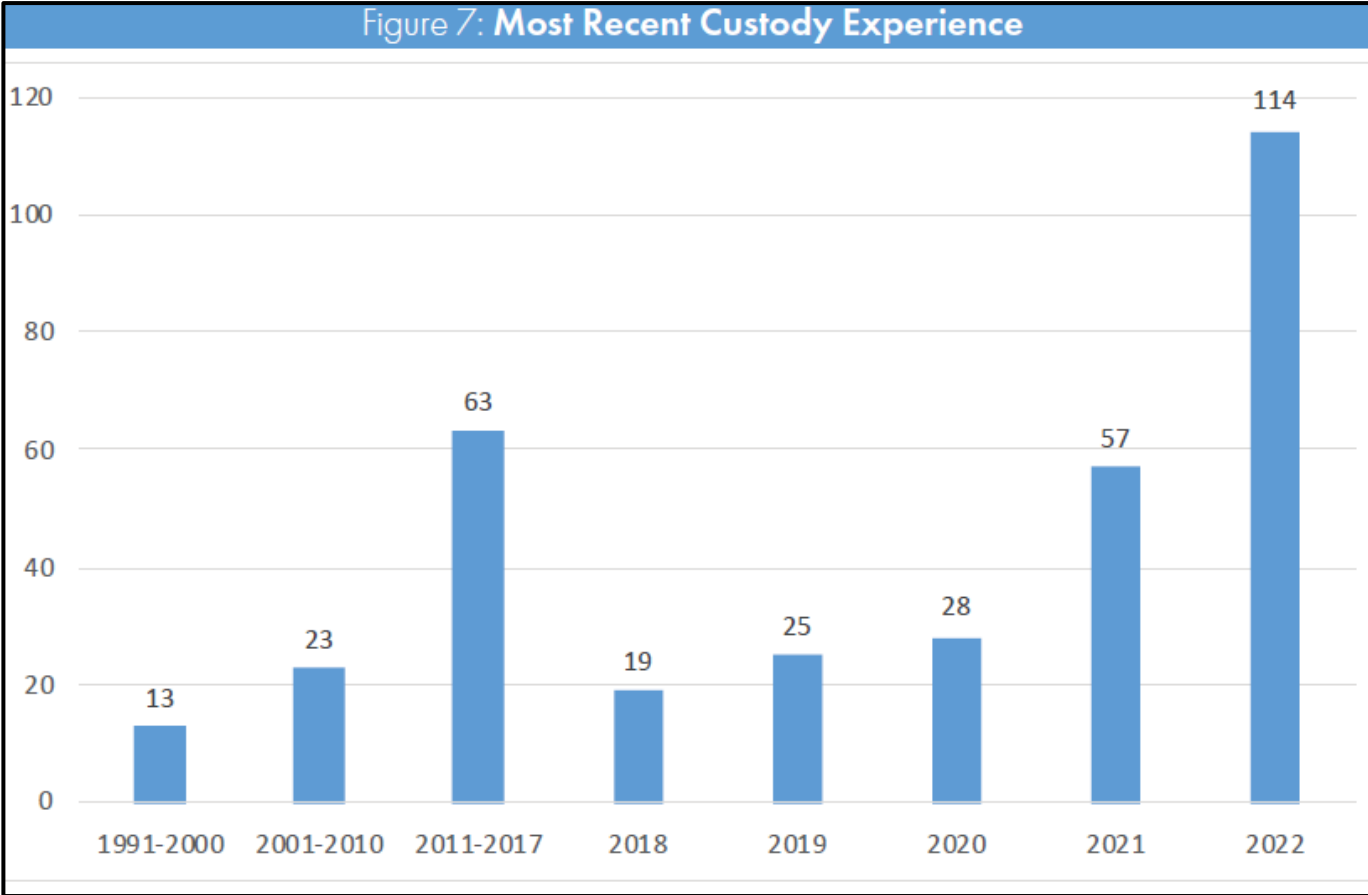
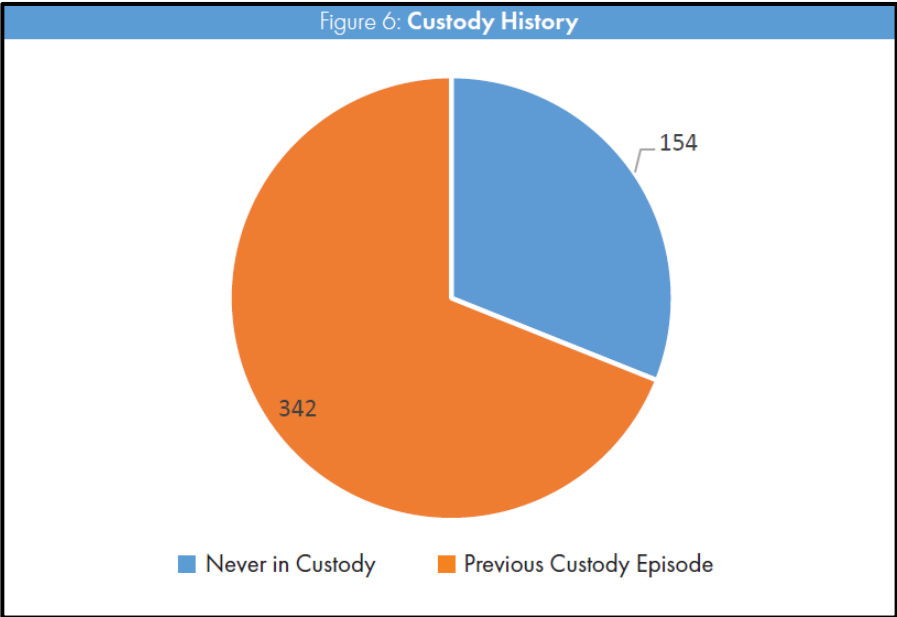


Causes of Death for PEH

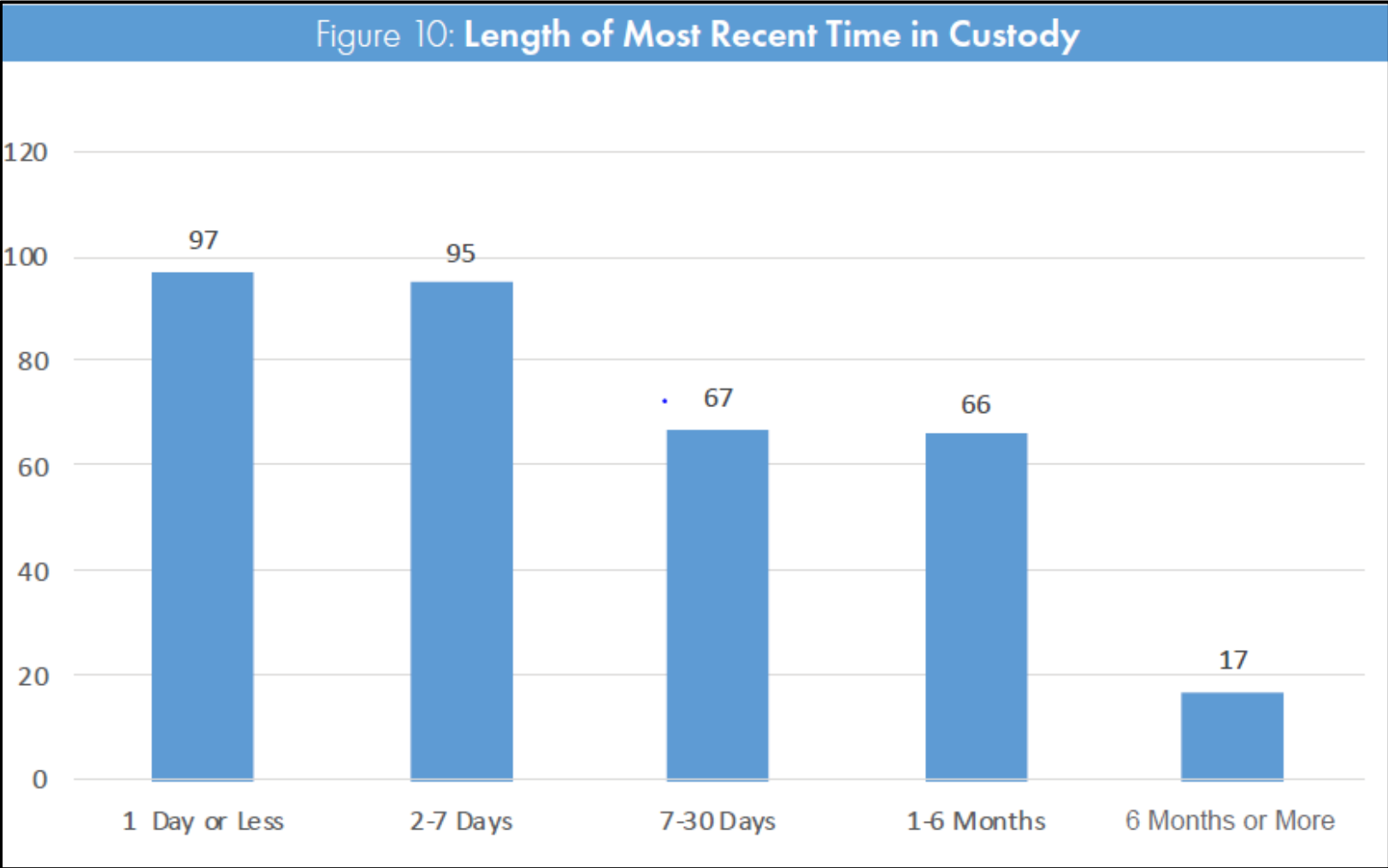
Table 2: Top 5 Leading Causes of Death in Orange County (2022)	%PEH Deaths
Accidents (unintentional injuries)	65%
Diseases of the heart	14%
Intentional self-harm (suicide)	4%
Chronic liver disease and cirrhosis	3%
Assault (homicide)	<2%

Table 3: Accidental (Unintentional Injury) Cause Group Detail	Homeless	%Homeless Deaths
Poisoning/Overdose with Fentanyl	209	42.1%
Poisoning/Overdose (Non-Fentanyl)	64	12.9%
Pedestrian Traffic	32	6.5%
Motor Vehicle Traffic	5	1.0%
Falls	<5	<1.0%
Pedal Cyclist Traffic	<5	<1.0%
Drowning	5	1.0%
Other/Unknown/Ill-Defined	<5	<1.0%
Total	324	65.3%

PEH History in Custody

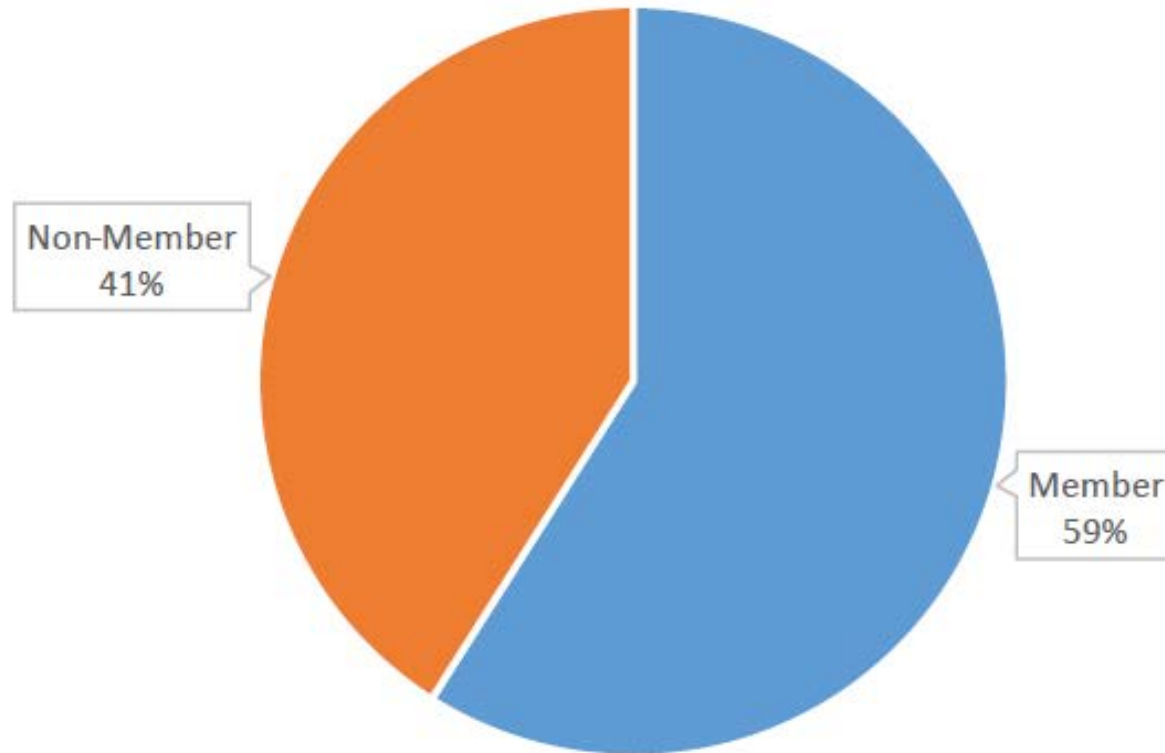


PEH History in Custody (cont.)



PEH CalOptima Membership

Figure 11: CalOptima Membership Among PEH Decedents



Questions and Feedback

ACTION – ITEM #5

MEMBERSHIP RECOMMENDATION

Recommendation for Appointment

- On April 19, 2024, the Commission to End Homelessness approved the launch of a recruitment process that utilized the existing Membership Ad Hoc to evaluate and make a recommendation for appointment of the Hospital Representative.
- Membership Recruitment was open from April 22, 2024, to May 24, 2024.
- A total of 3 applications for the Commission to End Homelessness Hospital Representative were received by the Office of Care Coordination and reviewed by the Membership Ad Hoc.
- The Membership Ad Hoc met on June 7, 2024, to discuss the applicants and make recommendations for appointment to the Commission to End Homelessness.
- If the recommended action is approved, the goal is to have the newly appointed member attend the Commission to End Homelessness meeting on August 21, 2024.

ACTION – ITEM #5

MEMBERSHIP RECOMMENDATION

Recommendation for Appointment

- Approve recommendations for appointment of the following candidate to serve on the Commission to End Homelessness seat as detailed below to the Board of Supervisors for final approval.
 - Cecilia Bustamante Pixa, Senior Director of Community Health Orange County at Providence St. Joseph Hospital, as Hospital Representative for the balance of the two-year term ending December 5, 2024.

ACTION – ITEM #6

BYLAW AD HOC RECOMMENDATION

Bylaw Ad Hoc Recommendation

- Establish an Ad Hoc to review and evaluate the Commission to End Homelessness Bylaws.

ACTION – ITEM #7

REVISED MEETING CALENDAR

Revised Commission to End Homelessness Meeting Calendar Recommendation

- Approve revised Commission to End Homelessness 2024 Meeting Schedule Calendar to amend the October meeting date from October 16, 2024, to October 2, 2024.

ACTION – ITEM #8

APPROVE MEETING MINUTES

Commission to End Homelessness Meeting Minutes

- Approve Commission to End Homelessness minutes from April 17, 2024, regular meeting.

UPCOMING MEETINGS

Commission to End Homelessness Meetings

- The next regular meeting is August 21, 2024.

August						
Su	Mo	Tu	We	Th	Fr	Sa
				1	2	3
4	5	6	7	8	9	10
11	12	13	14	15	16	17
18	19	20	21	22	23	24
25	26	27	28	29	30	31