



**Orange County Continuum of Care
Veterans Committee
September 19, 2024**

Welcome and Introductions

Beck Heyhoe-Khalil, Chair

Meeting Agenda

CONSENT CALENDAR

1. Approve the Veterans Committee meeting minutes from July 11, 2024.

BUSINESS CALENDAR

1. **Data Review** – Becks Heyhoe-Khalil, Chair; Eric Richardson, Director for Housing, Volunteers of America Los Angeles; and Felicia Boehringer, CoC Administrator, Office of Care Coordination
 - a. Orange County 2024 Point In Time Count Data Update
 - b. Coordinated Entry System (CES) Veteran Registry Data and Update
 - c. Targeted Outreach for Veterans Update and Impact
2. **HUD-Veterans Affairs Supportive Housing (HUD-VASH) Change in Income Eligibility Requirements** – Ruby Lara, Housing Specialist II, Santa Ana Housing Authority
3. **Veterans Affairs (VA) One Team Approach Update** – Melanie Martins, Supervisory Social Worker, Coordinated Entry System and Homeless Outreach, Tibor Rubin VA Medical Center VA Long Beach Healthcare System
4. **HUD-VASH Tenant-Based Voucher Update** – Melanie Martins, Supervisory Social Worker, Coordinated Entry System and Homeless Outreach, Tibor Rubin VA Medical Center VA Long Beach Healthcare System and Becks Heyhoe-Khalil, Chair
 - a. Tenant-Based Voucher Update
 - b. WelcomeHomeOC Program Update
5. **CoC Update** – Felicia Boehringer, CoC Administrator, Office of Care Coordination



Orange County Veterans & Military Families Collaborative

CONVENED BY **UCI**

**All are invited to stay after this meeting for a brief
presentation from the Orange County Veterans
and Military Families Collaborative (OCVMFC)
Housing Working Group**

Public Comments

Consent Calendar

Consent Calendar

1. Approve the Veterans Committee meeting minutes from July 11, 2024.

Business Calendar

Data Review

Becks Heyhoe-Khalil, Chair; Eric Richardson, Director for Housing, Volunteers of America Los Angeles; and Felicia Boehringer, CoC Administrator, Office of Care Coordination

**Orange County 2024 Point In Time
Count Data Update**

ORANGE COUNTY
2024 VETERAN POINT IN TIME COUNT DATA



EVERYONE
COUNTS

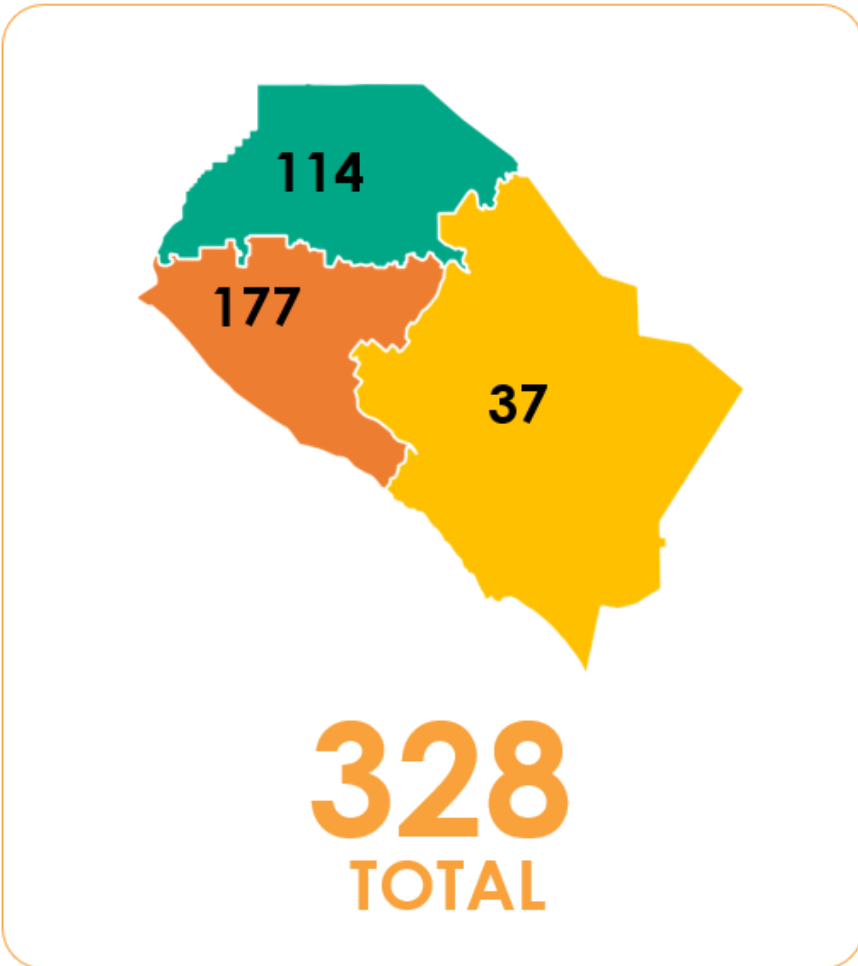


2024 VETERAN POINT IN TIME COUNT DATA

328

Veterans


Persons who served in The U.S. Armed Forces, National Guard or Reserves



<p>North SPA*</p> <p>Sheltered: 36 Unsheltered: 78 Total: 114</p>
<p>Central SPA</p> <p>Sheltered: 42 Unsheltered: 135 Total: 177</p>
<p>South SPA</p> <p>Sheltered: 2 Unsheltered: 35 Total: 37</p>

*SPA refers to Service Planning Area

	UNSHELTERED	SHELTERED
ADULTS	248	80
CHRONIC HOMELESSNESS	40.88% 101 Adults	28.75% 23 Adults
SUBSTANCE USE DISORDER	45.99% 114 Adults	26.25% 21 Adults
PHYSICAL DISABILITY	43.38% 108 Adults	30.00% 24 Adults
SERIOUS MENTAL ILLNESS	37.50% 93 Adults	23.75% 19 Adults
DEVELOPMENTAL DISABILITY	23.88% 59 Adults	0.00% 0 Adults
DOMESTIC VIOLENCE	8.15% 20 Adults	3.75% 3 Adults
HIV/AIDS	0.74% 2 Adults	11.25% 9 Adults



EVERYONE COUNTS
2024 Point In Time

**VETERAN
SUBPOPULATIONS &
DISABLING
CONDITIONS**

Notes:
Data only includes adults ages 18 and older. Some adults may identify with more than one subpopulation and/or report more than one disabling condition.




VETERAN DEMOGRAPHICS: AGE AND GENDER

Age	Unsheltered 248 Persons	Sheltered 80 Persons	Gender	Unsheltered 248 Persons	Sheltered 80 Persons
Under 18	0.00% 0 Persons	0.00% 0 Persons	Woman (Girl if Child)	26.98% 11 Persons	12.50% 10 Persons
18-24	1.47% 4 Persons	4.64% 1 Persons	Man (Boy if Child)	71.68% 232 Persons	87.50% 70 Persons
25-34	14.71% 36 Persons	13.46% 10 Persons	Culturally Specific Identity	0.00% 0 Persons	0.00% 0 Persons
35-44	32.35% 80 Persons	16.01% 7 Persons	Transgender	0.00% 0 Persons	0.00% 0 Persons
45-54	16.18% 40 Persons	17.02% 12 Persons	Non-Binary	0.00% 0 Persons	0.00% 0 Persons
55-61	18.38% 46 Persons	15.59% 23 Persons	Questioning	0.00% 0 Persons	0.00% 0 Persons
62-64	8.09% 20 Persons	5.34% 6 Persons	Different Identity	0.00% 0 Persons	0.00% 0 Persons
65+	8.82% 22 Persons	9.15% 20 Persons	More than one Gender	2.19% 5 Persons	0.00% 0 Persons

Notes:

The gender options have been updated to align with HUD guidance for gender reporting.

Race and Ethnicity	Unsheltered 248 Persons	Sheltered 80 Persons
American Indian, Alaska Native, or Indigenous	1.80% 9 Persons	1.14% 2 Persons
American Indian, Alaska Native, or Indigenous & Hispanic/Latina/e/o	0.00% 0 Persons	2.89% 2 Persons
Asian or Asian American	3.93% 7 Persons	3.27% 1 Persons
Asian or Asian American & Hispanic/Latina/e/o	0.17% 2 Persons	0.25% 0 Persons
Black, African American, or African	5.34% 26 Persons	10.45% 7 Persons
Black, African American, or African & Hispanic/Latina/e/o	0.00% 0 Persons	0.41% 1 Persons
Hispanic/Latina/e/o	36.16% 40 Persons	1.17% 1 Persons
Middle Eastern or North African	0.96% 2 Persons	0.00% 0 Persons
Middle Eastern or North African & Hispanic/Latina/e/o	0.00% 0 Persons	0.00% 0 Persons
Native Hawaiian or Pacific Islander	0.00% 0 Persons	1.25% 1 Persons
Native Hawaiian or Pacific Islander & Hispanic/Latina/e/o	0.12% 5 Persons	0.00% 0 Persons
White	55.15% 137 Persons	52.50% 42 Persons
White & Hispanic/Latina/e/o	7.35% 18 Persons	27.50% 22 Persons
Multi-Racial & Hispanic/Latina/e/o	0.74% 2 Persons	0.00% 0 Persons
Multi-Racial & not Hispanic/Latina/e/o	2.21% 5 Persons	1.25% 1 Persons



EVERYONE COUNTS
2024 Point In Time

VETERAN DEMOGRAPHICS: RACE AND ETHNICITY

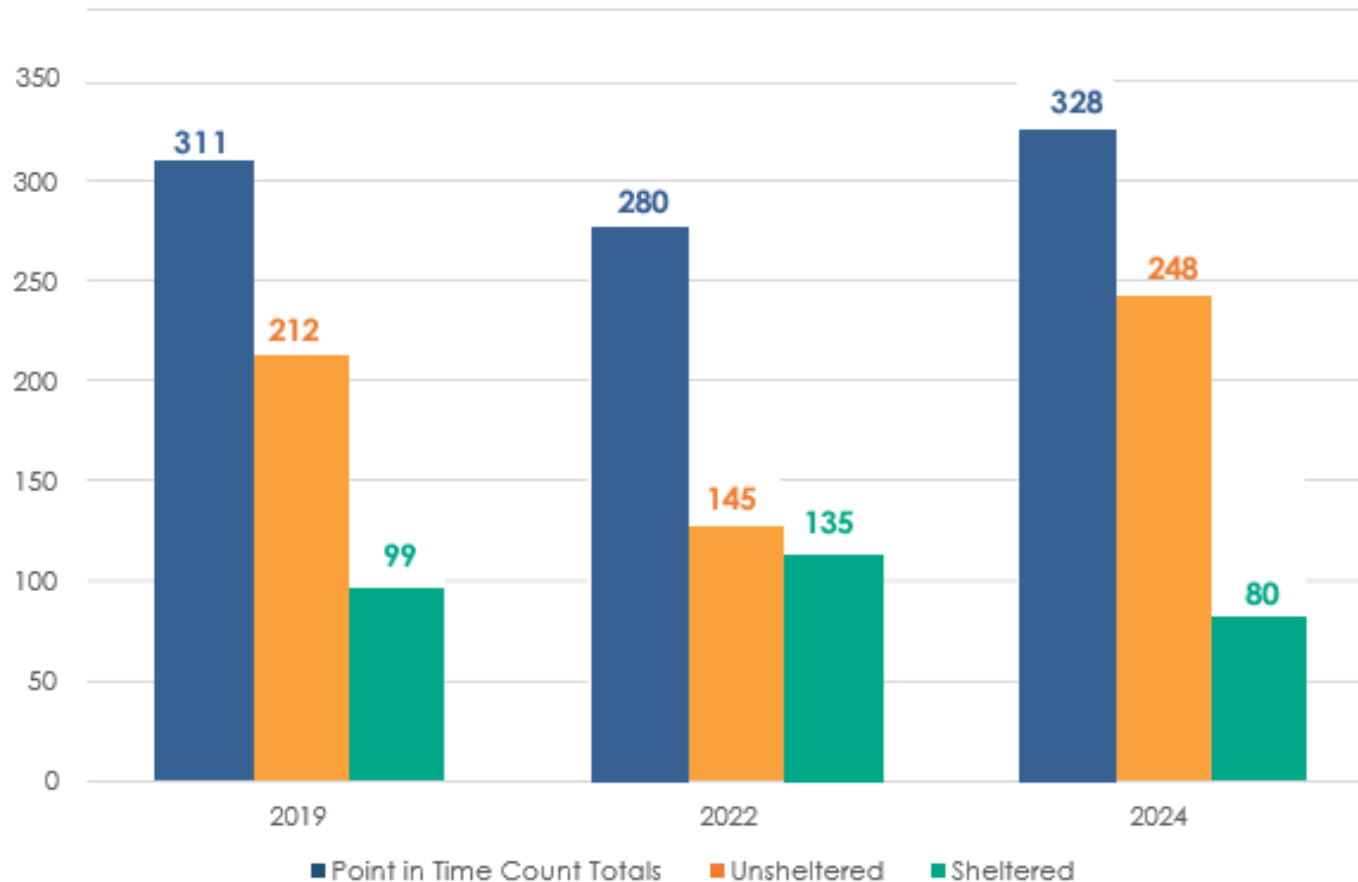
15

Notes:
The gender options have been updated to align with HUD guidance for gender reporting.



**COMPARISON OF 2019, 2022 & 2024
VETERAN POINT IN TIME COUNT**

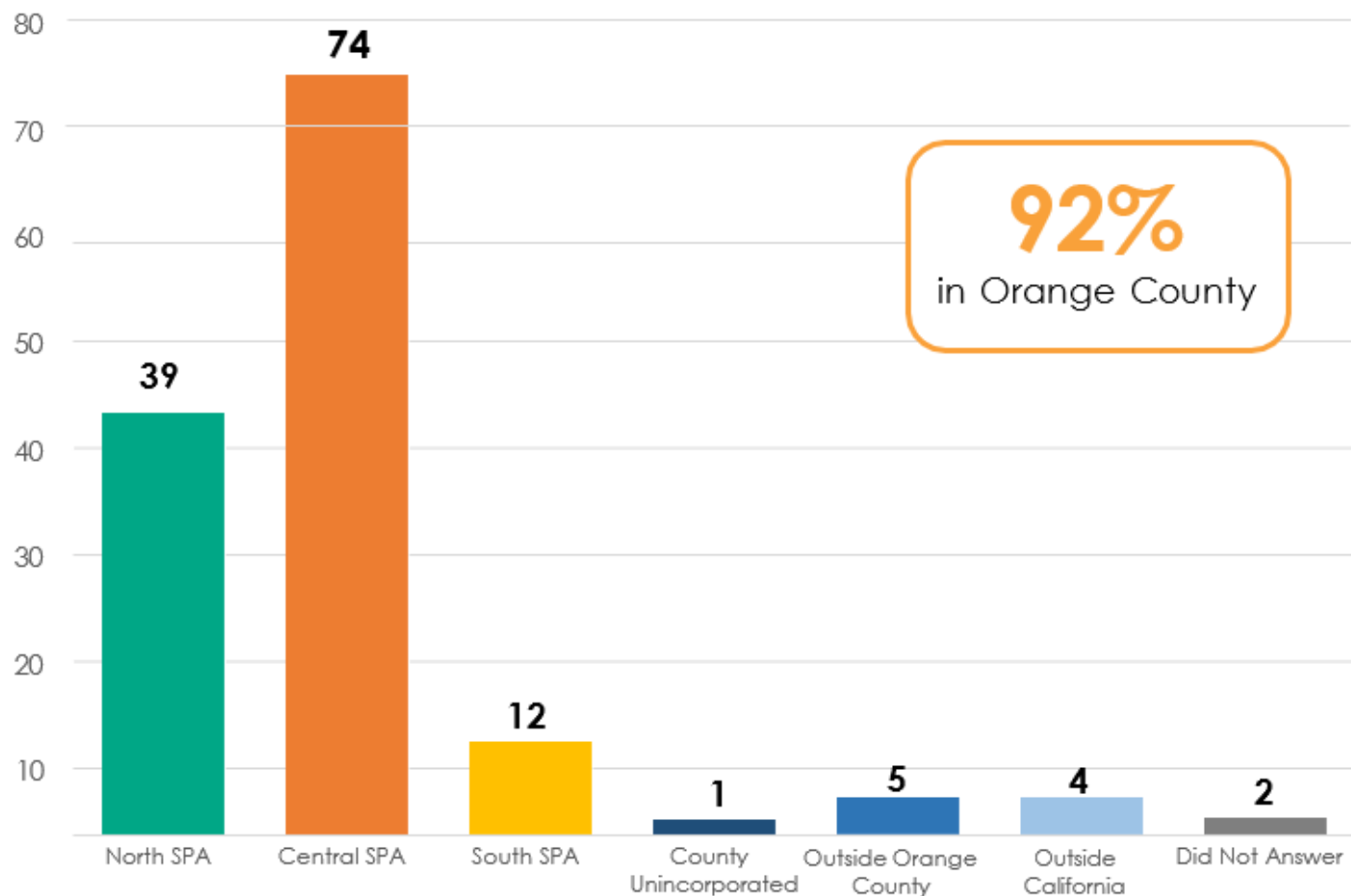
TOTAL COMPARISON OF 2019, 2022 & 2024 POINT IN TIME COUNT





VETERAN COMMUNITY TIES: UNSHELTERED

REPORTED CITY WHERE MOST SPENT TIME WHILE HOMELESS



City in North SPA

39 Persons (28.47%)

City in Central SPA

74 Persons (54.01%)

City in South SPA

12 Persons (8.74%)

County Unincorporated

1 Persons (0.73%)

Outside Orange County

5 Persons (3.65%)

Outside California

4 Persons (2.92%)

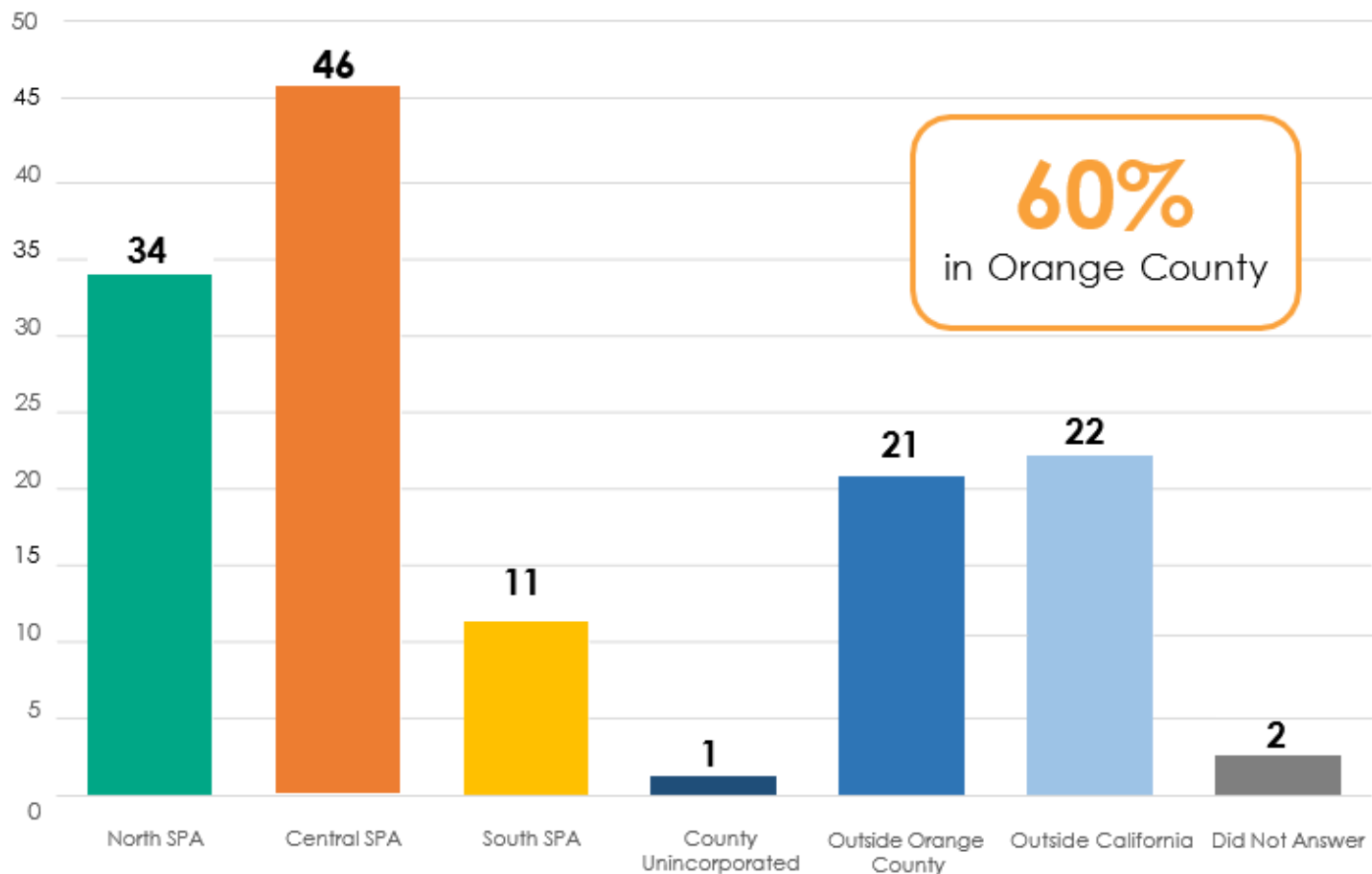
Did Not Answer

2 Persons (1.46%)



VETERAN COMMUNITY TIES: UNSHELTERED

REPORTED CITY OPF LAST PERMANENT ADDRESS



City in North SPA

34 Persons (24.82%)

City in Central SPA

46 Persons (33.58%)

City in South SPA

11 Persons (8.03%)

County Unincorporated

1 Persons (0.73%)

Outside Orange County

21 Persons (15.33%)

Outside California

22 Persons (16.06%)

Did Not Answer

2 Persons (1.46%)



VETERAN COMMUNITIES TIES AND EMPLOYMENT STATUS



40.87%

56 Persons

Experiencing homelessness for the first time in the past 12 months



37.22%

51 Persons

Have family in Orange County



38.68%

53 Persons

Attending or have attended school in Orange County



66.42%

91 Persons

Currently working or have ever worked in Orange County

CURRENT EMPLOYMENT STATUS

Unemployed

110 Persons, 50.69%

Full-Time, Part Time, Seasonally Employed

38 Persons, 17.51%

Retired, Disabled

54 Persons, 24.88%

Other

3 Persons, 1.38%

Did Not Answer

12 Persons, 5.53%

Notes: this data is based off the 137 unsheltered adult Veterans surveyed.

Notes: This data is based off the 137 unsheltered and 80 sheltered, for a total of 217 adult Veterans surveyed.



NORTH SPA VETERANS

City	Unsheltered	Sheltered	Total
Anaheim	29	16	45
Brea	2	0	2
Buena Park	5	4	9
Cypress	0	0	0
Fullerton	13	7	20
La Habra	7	0	7
La Palma	0	0	0
Los Alamitos	0	0	0
Orange	13	2	15
Placentia	2	4	6
Stanton	5	3	8
Villa Park	0	0	0
Yorba Linda	2	0	2
County Unincorporated	0	0	0
Domestic Violence Program	0	0	0
North Service Planning Area	78	36	114

Notes:

Domestic Violence Program Count includes all Domestic Violence Shelter beds and is not applicable to the unsheltered count.



CENTRAL SPA VETERANS

City	Unsheltered	Sheltered	Total
Costa Mesa	22	5	24
Fountain Valley	9	0	9
Garden Grove	5	0	5
Huntington Beach	25	5	30
Newport Beach	4	0	4
Santa Ana	34	11	45
Seal Beach	2	0	2
Tustin	5	21	26
Westminster	29	0	29
County Unincorporated	0	0	0
Domestic Violence Program	0	0	0
Central Service Planning Area	135	42	177

Notes:

Domestic Violence Program Count includes all Domestic Violence Shelter beds and is not applicable to the unsheltered count.



SOUTH SPA VETERANS

City	Unsheltered	Sheltered	Total
Aliso Viejo	0	0	0
Dana Point	2	0	2
Irvine	7	0	7
Laguna Beach	7	1	8
Laguna Hills	4	0	4
Laguna Niguel	0	0	0
Laguna Woods	2	0	2
Lake Forest	4	0	4
Mission Viejo	0	0	0
Rancho Santa Margarita	0	0	0
San Clemente	2	0	2
San Juan Capistrano	5	0	5
County Unincorporated	2	0	2
Domestic Violence Program	0	1	1
South Service Planning Area	35	2	37

Notes:

Domestic Violence Program Count includes all Domestic Violence Shelter beds and is not applicable to the unsheltered count.

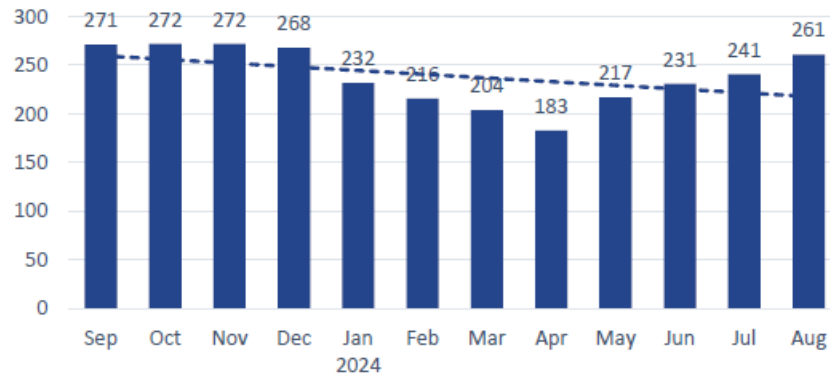


The Orange County [2024 PIT Count Data Summary](#) can be found at the [Care Coordination – Additional Documents webpage](#).

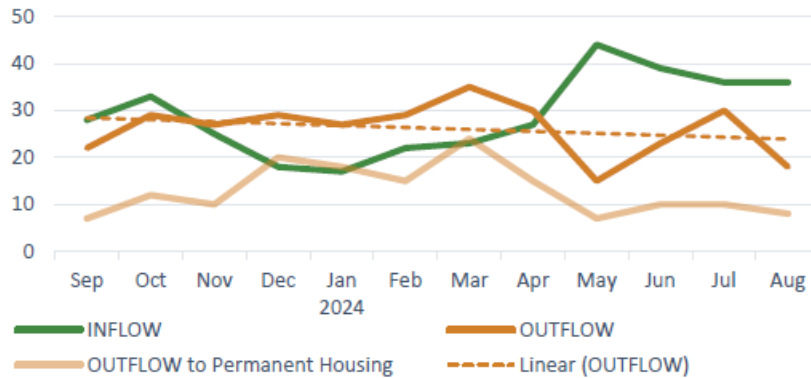
**Coordinated Entry System
Veteran Registry Data and Update**

Veteran Registry Dashboard

Homeless Veterans on Veteran Registry



Inflow vs. Outflow by Month



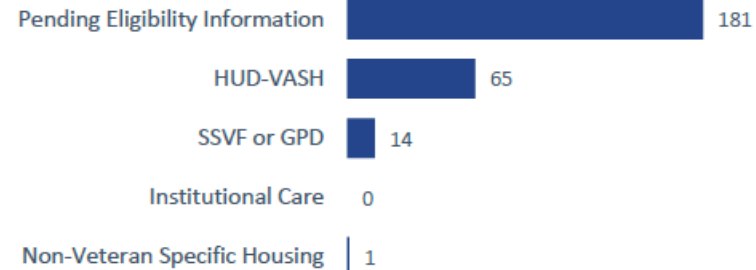
	Sep	Oct	Nov	Dec	Jan 2024	Feb	Mar	Apr	May	Jun	Jul	Aug	Total
INFLOW	28	33	25	18	17	22	23	27	44	39	36	36	348
OUTFLOW	22	29	27	29	27	29	35	30	15	23	30	18	314
OUTFLOW to Permanent Housing	7	12	10	20	18	15	24	15	7	10	10	8	156
OUTFLOW exceeded INFLOW			✓	✓	✓	✓	✓	✓					
Homeless Veterans on Veteran Registry	271	272	272	268	232	216	204	183	217	231	241	261	

Currently, there are 261 veterans experiencing homelessness on the Veteran Registry. In the previous 12 months, 156 veterans have been housed in permanent, stable housing. Over 30 agencies, including the VA Community Resource and Referral Center, outreach providers, and shelter providers, continue to meet weekly to coordinate housing and services for veterans experiencing homelessness in Orange County. In the past 12 months, there has been a 4% decrease in the number of veterans experiencing homelessness in Orange County.

Homeless Veterans
261

Veterans Housed
156
9/1/23-8/31/24

Permanent Housing Plan



Business Calendar – Item #1

HUD-VASH Project-Based Voucher Lease-Up Update

- At the July Veterans Committee meeting, an update was provided on Project-Based Voucher Lease-Ups for Veterans
- The Office of Care Coordination, as the CES Lead, has seen an increase in the amount of Veteran households who are in-progress or moved into housing since the July meeting.
- The following projects include HUD-VASH units.
- Please reference flyers for further information, including eligibility and referral processes:
 - ❖ [Estrella Springs \(Santa Ana\)](#)
 - ❖ [Aurora Vista \(Stanton\)](#)
 - ❖ [Clara Vista \(Stanton\)](#)
 - ❖ [Mesa Vista \(Costa Mesa\)](#)

Property	Total VASH Units Available	Moved in	In Progress	Pending Application
Mesa Vista	30	29	1	0
Aurora Vista	10	9	1	0
Clara Vista (Tahiti)	10	10	0	0
Estrella Springs	34	8	15	12

*Data current as of 9/12/24

**Targeted Outreach for Veterans
Update and Impact**

**HUD-Veterans Affairs Supportive Housing
(HUD-VASH) Change in Income
Eligibility Requirements**

Ruby Lara, Housing Specialist II,
Santa Ana Housing Authority

Veterans Affairs (VA) One Team Approach Update

Melanie Martins, Supervisory Social Worker,
Coordinated Entry System and Homeless Outreach,
Tibor Rubin VA Medical Center VA
Long Beach Healthcare System

A One Team Approach

Working Together to End Veteran Homelessness

Melanie Martins, Outreach Supervisor & CES Specialist

VA



U.S. Department of Veterans Affairs

Veterans Health Administration
VA Long Beach Healthcare System

What is One Team?

- A One Team approach refers to coordinated, united actions and interconnection between programs as they work toward the joint mission to end Veteran homelessness.
- It means we are all working as one system versus multiple programs and organizations.

Leadership Matters

- 2024 VA Homeless Programs National Conference
 - Identified specific community goals
 - Building a Leadership Team was a #1 priority

VA Long Beach One Team

- A group of Veteran system leaders & decision-makers focused on advancing the goals of the system
- Actively problem-solve/barrier bust issues based on feedback from the Veteran homelessness system.
 - Make decisions in real-time and not over a series of months
- Identify areas of opportunity to improve the system for Veterans to have a seamless service experience anywhere in the VA's catchment area.
- Share lessons-learned with each other to strengthen our processes and systems

One Team Vision, Values and Goals



Values

- Veteran Centered- Recognizing their experiences, needs and desires.
- Housing focused- Housing ends homelessness
- Ease of use- processes should be easy to navigate for Veterans and staff.
- Rapid delivery of services- Minimal barriers, few delays to housing.

Principles to Lead Our Work

- Create a high functioning Veteran homelessness crisis response system.
- Increase utilization of HUD-VASH and maximize all Veteran housing resources, including the array of SSVF options.
- Transparent & effective communication and data used for decision-making
- Embed Equity into all aspects of the system.

Vision Statement: *“To end Veteran homelessness in Long Beach catchment area through an efficient and effective system by quickly moving Veterans from homelessness to housing.”*

**HUD-Veterans Affairs Supportive Housing
(HUD-VASH) Tenant-Based Voucher Update**

Melanie Martins, Supervisory Social Worker,
Coordinated Entry System and Homeless Outreach,
Tibor Rubin VA Medical Center, VA Long Beach
Healthcare System and Becks Heyhoe-Khalil, Chair

Tenant-Based Voucher Update

VA Long Beach Healthcare System HUD-VASH

Jennifer Swan, HUD-VASH Section Supervisor

Melanie Martins, Outreach Supervisor & CES Specialist

VA



U.S. Department of Veterans Affairs

Veterans Health Administration
VA Long Beach Healthcare System

WHAT IS THE HUD-VASH PROGRAM?

- It is a national program that partners Veterans Affairs Supported Housing (VASH) with the Department of Housing and Urban Development (HUD).
- It provides clinical case management support services that connects Veterans to both community and VA resources.
- It is designed to remove financial and other barriers for Veterans with low income to secure subsidized permanent housing.
- It is supported by Long Beach and Orange County Housing Authorities which provide Housing Choice Vouchers.



HOUSING CHOICE VOUCHERS

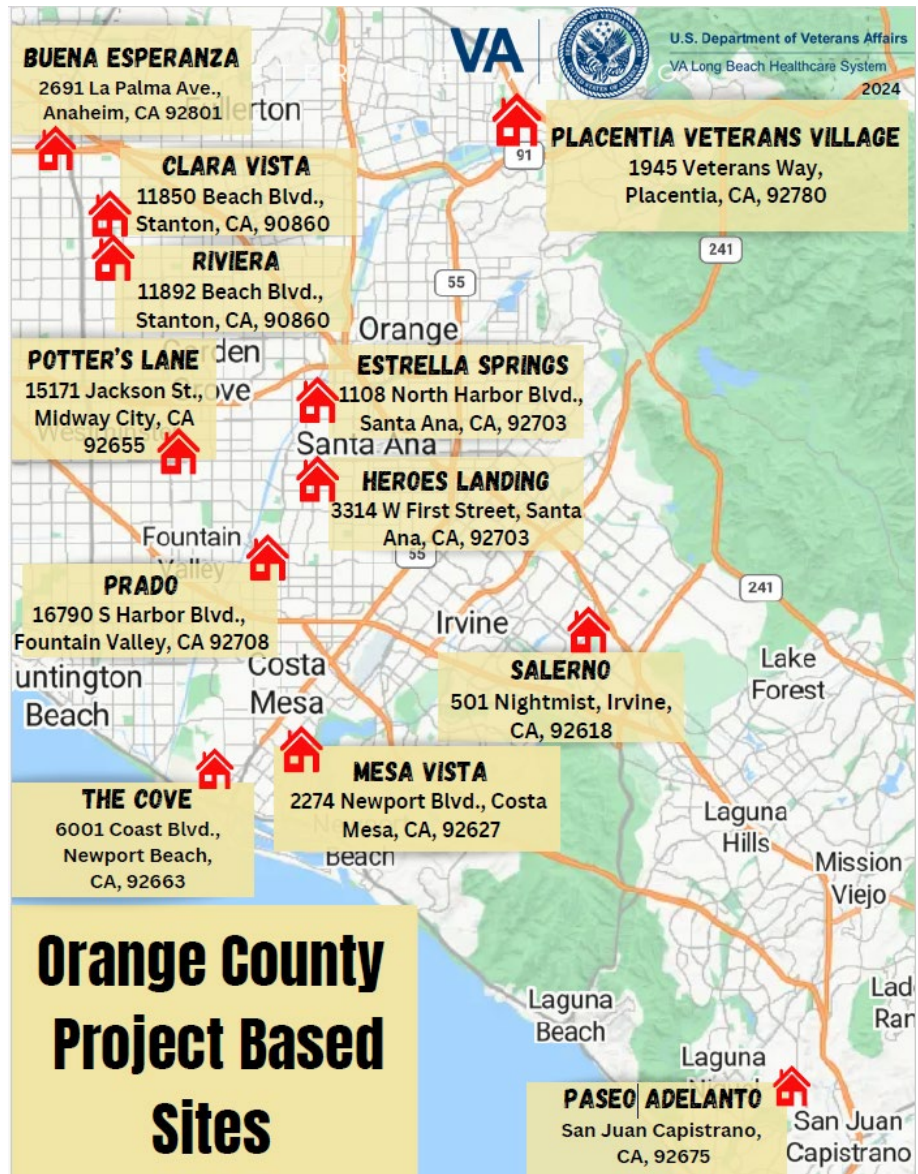
- Veterans pay 30%-40% of their adjust gross income towards rent and HUD pays the rest.
 - Ex. Veteran pays \$200.00 + HUD pays \$2,000.00 = Landlord receives \$2,200.00
- Veterans can choose the type of unit they want to rent; apartments, studios, mobile homes, condo, shared housing, or a house.

Types of HUD-VASH Vouchers

- There are 2 types of HUD-VASH vouchers
 - Tenant Based Vouchers
 - Project Based Vouchers
- Tenant-Based vouchers (TBV) are tied to the Veteran. The Veteran receives the voucher and searches for housing in the community.
- Project-Based (PBV) vouchers are tied to specific properties. When the Veteran applies for a PBV they are applying for the voucher and the building at the same time.

Project-Based Buildings in Orange County

- Orange County has 12 PBV with another opening later this year
 - Buena Esperanza (20)–Anaheim
 - Clara Vista (10)-Stanton
 - Aurora Vista (10)-Stanton
 - Potter’s Lane (8)- Midway City
 - Prado (8)- Fountain Valley
 - Estrella Springs (34)- Santa Ana
 - Heroes Landing (75)- Santa Ana
 - Salerno (15)-Irvine
 - Mesa Vista (30)- Costa Mesa
 - Newport Veterans Housing (6)- Newport Beach
 - Placentia Veterans Village (49)- Placentia
 - Salida Del Sol (10)- San Juan Capistrano (Opening late 2024/early 2025)
 - Total: 275



OC HUD-VASH Data

VISN	Facility	PHA Number	Total Vouchers Allocated (HMLS 3 Denominator)	Current Number of Veterans Housed (HMLS 3 Numerator)	Vouchers Issued to Veterans but not yet Housed	Vouchers Reserved for Veterans Undergoing PHA Validation	Vouchers Currently in Use	Entered Not Referred	Number of Voucher Available for Use	Percentage of Vouchers Currently in Use	Percentage of Veterans Housed (HMLS3)
22	SAHA	CA093	246	203	22	16	241	0	5	98%	83%
22	OCHA	CA094	1,029	856	49	32	937	0	92	91%	83%
22	AHA	CA104	104	84	9	3	96	0	8	92%	81%
Total			2,221	1,817	125	89	2,031	0	190	91%	82%

Housing Veterans: Lessons Learned

PBVs Lessons Learned

- Veterans tend to prefer 1 bedrooms to studios apartment. Studios are often declined.
- Income caps on PBV buildings can limit eligibility for higher income Veterans.
- Location of PBV buildings can impact ability to fill these units.

TBVs Lessons Learned

- Finding a unit can be a lengthy process due to limited housing inventory and Veteran preference.
- Shared Housing is an alternative option for Veterans, but many Veterans want to live alone.
- Assisted Living Facilities are a new options but presents challenges due to cost.

Updated HUD Income Eligibility for VASH

80% AMI

VA disability income will not be counted towards eligibility **BUT** will be counted towards their rental amounts.

Business Calendar – Item #4

HUD-VASH Tenant-Based Voucher Update – Orange County Totals

Voucher Type	Housing Authority	Allocation	In The Pipeline	Vouchers Searching	Leased
Veteran Affairs Supportive Housing Voucher (VASH – Tenant-Based)	Orange County Housing Authority	863	88	67	702
	Anaheim Housing Authority	104	4	13	81
	Santa Ana Housing Authority	171	5	24	136
	Garden Grove Housing Authority	N/A			
TOTALS		1,138	97	104	919 (~80.7%)

Updated 6-11-24

WelcomeHomeOC Program Update

CoC Update

**Felicia Boehringer, CoC Administrator,
Office of Care Coordination**

Business Calendar – Item #1

CoCBuils NOFO

- The U.S. Department of Housing and Urban Development (HUD) is making approximately \$175 million in funding available through the CoCBuils NOFO – a first-of-its-kind funding for new construction, acquisition, or rehabilitation of permanent supportive housing (PSH).
- The Orange County CoC is eligible to apply for a maximum of \$7,500,000.
- Through one-time awards under the CoC program, the CoCBuils NOFO will enable communities to develop new units of rental housing with supportive services for people experiencing homelessness.
- CoCBuils grant terms may be two, three, four, or five years. Projects selected for conditional award must be able to:
 - a. provide proof of site control (24 CFR 578.25) prior to execution of the grant agreement; and
 - b. execute the grant agreement with HUD no later than September 1, 2025
- Review the CoCBuils NOFO in more detail on [HUD's website](#).
- The submission deadline for the CoCBuils NOFO is **November 21, 2024, at 9:00 p.m. PDT.**

Business Calendar – Item #1

CoCBuils NOFO RFP

- As part of the local competition process, the CoC Board approved the issuance of a local competition process for the CoCBuils NOFO to select a project applicant for the Orange County CoC application.
- On September 12, 2024, the County of Orange on behalf of the Orange County CoC made available the Request for Proposals for Continuum of Care Builds Projects on the [FY2024 CoCBuils NOFO webpage](#).
 - ❖ **Bid Title:** FY2024 Request for Proposals for Continuum of Care Bonus, Domestic Violence Bonus and Reallocation Projects
 - ❖ **Bid Starts:** September 12, 2024, at 2:30 p.m. (PDT)
 - ❖ **Bid Ends:** October 4, 2024, at 5:00 p.m. (PDT)
 - [RFP Detailed Description: Request for Proposals for Continuum of Care Builds Projects \(PDF\)](#)
 - [RFP Application: Request for Proposals for Continuum of Care Builds Projects \(PDF\)](#)

Business Calendar – Item #5

Upcoming Meetings

- **CoC Board Meeting:** Wednesday, September 25, 2024, from 2:00 p.m. – 5:00 p.m.
 - ❖ Location: County Administration South (CAS) County Conference Center, 425 West Santa Ana Blvd. Room 104, Santa Ana, CA 92701
- **Lived Experience Advisory Committee:** Wednesday, October 2, 2024, from 10:00 a.m. – 11:30 a.m.
 - ❖ Location: Orange County Housing Authority (OCHA), 1501 E. St. Andrew Pl, Santa Ana, CA 92705
- **Policies, Procedures and Standards Committee:** Tuesday, October 8, 2024, from 3:30 p.m. – 5:00 p.m.
 - ❖ Location: CAS Multipurpose Rooms 103/105, 601 N Ross St, Santa Ana, CA 92701
- **Housing Opportunities Committee:** Friday, October 11, 2024, from 10:00 a.m. – 12:00 p.m.
 - ❖ Location: CAS Multipurpose Rooms 103/105, 601 N Ross St, Santa Ana, CA 92701
- **Domestic Violence Committee:** Tuesday, October 15, 2024, from 9:00 a.m. – 10:00 a.m.
 - ❖ Location: The Village at 17th Street Large Community Room, 1505 17th St, Santa Ana, CA 92705

Business Calendar – Item #5

Remember to Keep your Individual and Agency General Membership Updated!

- The CoC Governance Charter identifies that each Individual Member and Agency that is a General Member of the CoC will be allowed one vote for the CoC Board election.
- The CoC Governance Charter states that a CoC Board member must be CoC General Member, either as an organization or individual. There is still time to become a CoC General Member if you are interested in applying for the CoC Board.
- You can view the [CoC General Membership](#) roster on the [CoC General Membership webpage](#)
- If you or your organization is not a General Member and wants to become one, please inform the Office of Care Coordination of your interest and fill out the [application](#).
- If your agency needs to update your authorized representatives for your agency, please submit an updated [application](#) to the Office of Care Coordination.

Please contact the Office of Care Coordination with any questions at

CareCoordination@ocgov.com or 714-834-5000

Next Meeting:

Special Meeting on Wednesday, November 13, 2024,
from 9:00 a.m. to 10:30 a.m. at Orange County United
Way: 18012 Mitchell South, Irvine, CA 92614

