

A G E N D A

REGULAR MEETING BRIDGES AT KRAEMER PLACE COMMUNITY ADVISORY BOARD



Wednesday, April 23, 2025
9:00 A.M.

CITY OF VILLA PARK
VILLA PARK CITY HALL COUNCIL CHAMBERS
17855 Santiago Blvd., Villa Park, CA 92861

Ward Smith – Chair
Placentia

Crystal Miles – Vice Chair
Villa Park

Sandra Lozeau
Anaheim

Blair Stewart
Brea

Carlos Franco
Buena Park

Kyle Chang
Cypress

Rusty Kennedy
Fullerton

Rose Espinoza
La Habra

Janet Keo Conklin
La Palma

Vacant
Los Alamitos

Leslie Hardy
Orange

Doug Becht
County of Orange

Donald Torres
Stanton

Tara Campbell
Yorba Linda

Rick Armendariz
Local Chief of Police

Leandra Blades
School District

Matt Cunningham
Local Neighborhood Assn.

Monique Davis
Commission to End
Homelessness

Wesley Parker
Local Business Association

Mercy House
Timothy Huynh, Chief Program Officer

Clerk of the Board
Joanne Golden, Deputy Clerk

Welcome to the meeting of the Bridges at Kraemer Place Community Advisory Board. This agenda contains a brief general description of each item to be considered. Except as provided by law, no action shall be taken on any item not appearing on the agenda. The Advisory Board encourages your participation. If you wish to speak during Public Comments, please complete a Speaker Request Form and deposit it in the Speaker Request box located next to the Clerk, prior to the Public Comments portion of the meeting. Speakers will be given three minutes to speak. When addressing the Board, please state your name (or pseudonym) for the record prior to providing your comments.

A G E N D A

All supporting documentation is available for public review online at <https://ceo.ocgov.com/care-coordination/homeless-services> and in the office of the Clerk of the Board of Supervisors located in the Hall of Administration Building, 400 W. Civic Center Drive, 6th Floor, Santa Ana, California 92701 during regular business hours, 8:00 a.m. - 5:00 p.m., Monday through Friday.

****In compliance with County Language Access Policy and the Americans with Disabilities Act (ADA), those requiring translation services or ADA accommodation for this meeting should notify the Clerk of the Board's Office 72 hours prior to the meeting at (714) 834-2206. Requests received less than 72 hours prior to the meeting will still receive every effort to reasonably accommodate the request but may not be guaranteed****

Call to Order

Roll Call

PUBLIC COMMENTS

At this time members of the public may address the Community Advisory Board on any item on the agenda or on any matter within the subject matter jurisdiction of the Community Advisory Board.

ACTION ITEMS

1. Approve Minutes of the January 22, 2025 Regular Meeting

PRESENTATION

2. Bridges at Kraemer Place Shelter Operations Update by Mercy House
3. Regional Care Coordination Referral Partnership Presentation by Volunteers of America Los Angeles

BOARD MEMBERS COMMENTS

At this time members of the Community Advisory Board may comment regarding any off-agenda items or request future agenda items to be considered at the next or future meetings. No action may be taken on off-agenda items unless authorized by law.

ADJOURNED

NEXT MEETING: Wednesday, July 23, 2025, 9:00 A.M.

AGENDA ITEM #1

**Approve January 22, 2025
Minutes**

SUMMARY ACTION MINUTES

REGULAR MEETING BRIDGES AT KRAEMER PLACE COMMUNITY ADVISORY BOARD



Wednesday, January 22, 2025

9:00 A.M.

CITY OF VILLA PARK
VILLA PARK CITY HALL | COUNCIL CHAMBERS
17855 Santiago Blvd. | Villa Park, CA 92861

Ward Smith – Chair
Placentia

Crystal Miles – Vice Chair
Villa Park

Sandra Lozeau
Anaheim

Blair Stewart
Brea

Carlos Franco
Buena Park

Kyle Chang
Cypress

Rusty Kennedy
Fullerton

Rose Espinoza
La Habra

Janet Keo Conklin
La Palma

Vacant
Los Alamitos

Leslie Hardy
Orange

Doug Becht
County of Orange

Donald Torres
Stanton

Tara Campbell
Yorba Linda

Rick Armendariz
Local Chief of Police

Leandra Blades
School District

Matt Cunningham
Local Neighborhood Assoc.

Monique Davis
Commission to End
Homelessness

Wesley Parker
Local Business Association

ATTENDANCE: Members Smith, Miles, Lozeau, Becht, Torres, Franco, Campbell, Chang, Kennedy, and Davis

ABSENT: Members Stewart, Blades, Cunningham, Espinoza, Armendariz, Keo Conklin, Hardy, and Parker

PRESENT: MERCY HOUSE Timothy Huynh, Chief Program Officer
CLERK OF THE BOARD Joanne Golden, Deputy Clerk

Call to Order

CHAIRMAN SMITH CALLED THE MEETING TO ORDER AT 9:08 A.M.

SUMMARY ACTION MINUTES

Roll Call

THE CLERK CALLED ROLL AND CONFIRMED QUORUM WAS MET

PUBLIC COMMENTS

None.

ACTION ITEMS:

1. Approve minutes of the October 23, 2024, regular meeting

APPROVED AS RECOMMENDED

11	8	1	2	3	4	5	6	7	9	10	12	13	14	15	16	17	18
						X				X	X	X	X	X	X		X

2. Approve 2025 Bridges at Kraemer Place Community Advisory Board Meeting Calendar per new Bylaws

APPROVED AS RECOMMENDED

11	8	1	2	3	4	5	6	7	9	10	12	13	14	15	16	17	18
						X				X	X	X	X	X	X		X

3. Bridges at Kraemer Place Community Advisory Board Membership Form

DISCUSSED; THE MEMBERSHIP FORM WILL SATISFY THE CONFLICT OF INTEREST SECTION IN THE NEW BYLAWS.

PRESENTATION:

4. Update on Bridges at Kraemer Place Shelter Operations by Mercy House

MERCY HOUSE CHIEF PROGRAM OFFICER TIMOTHY HUYNH PRESENTED AN UPDATE ON CURRENT SHELTER OPERATIONS AND METRICS; IN PREVIOUS MONTHS, THERE HAD NOT BEEN FULL UTILIZATION OF THE BRIDGES SHELTER BEDS FOR A VARIETY OF REASONS (SHELTER CONSTRUCTION WORK, COVID-19 OUTBREAKS, LESS PREFERRED TOP BUNK BEDS, ETC.); CURRENTLY, THE BRIDGES SHELTER IS CLOSE TO BEING AT FULL CAPACITY, INCLUDING THE UTILIZATION OF TOP BUNK BEDS; IT SHOULD BE NOTED THAT 56 BEDS ARE SET ASIDE FOR REFERRING PARTNERS (OUTREACH AND ENGAGEMENT, LAW ENFORCEMENT, MENTAL HEALTH SERVICES ACT (MHSA), AND REGIONAL CARE COORDINATION), AND OF THOSE 56 BEDS, 82.6% WERE UTILIZED; TOTAL SHELTER UTILIZATION IN THE LAST QUARTER WAS 95%, COMPARED TO THE AVERAGE OF 91.1% IN PREVIOUS QUARTERS WITH THE AVERAGE LENGTH OF STAY BEING 320 DAYS, DESPITE CONSTRUCTION, HESITATION OR LESS PREFERENCE FOR UPPER BANKS, AND OCCASSIONAL COVID-19 OUTBREAKS.

SUMMARY ACTION MINUTES

SLIDE NUMBER 7 SHOWS THE NUMBER OF UNSHELTERED HOMELESS INDIVIDUALS EXPERIENCING UNSHELTERED HOMELESSNESS IN THE NORTH SPA AS 3,227 BUT THE CORRECT NUMBER IS 1,646 INDIVIDUALS; 3,227 IS THE STATISTIC OF UNSHELTERED HOMELESS INDIVIDUALS FOR THE ENTIRE COUNTY; COMMUNITY ADVISORY BOARD MEMBERS REQUESTED TO HAVE COMMUNITY PARTNERS AND STAKEHOLDERS COME AND GIVE A SHORT PRESENTATION TO BETTER INFORM THE COMMUNITY ADVISORY BOARD OF THEIR PARTNERSHIP WITH BRIDGES TO BETTER ADVISE MERCY HOUSE FOR THE CONTINUED OPERATION OF THE BRIDGES SHELTER AND REPORT BACK TO THEIR APPOINTING CITY/ENTITY.

MEMBER COMMENTS:

Member Chang – Oral Re.: Believes hearing from other providers may be beneficial; asked for information on other boards or meetings that address homelessness.

ADJOURNED: 10:15 A.M.

NEXT MEETING: April 23, 2025, 9:00 A.M.

*** VOTE KEY ***

(1st number = Moved by; 2nd number = Seconded by)

1 Ward Smith	10 Leandra Blades
2 Crystal Miles	11 Rusty Kennedy
3 Sandra Lozeau	12 Leslie Hardy
4 Doug Becht	13 Janet Keo Conklin
5 Blair Stewart	14 Matt Cunningham
6 Donald Torres	15 Rose Espinoza
7 Carlos Franco	16 Rick Armendariz
8 Tara Campbell	17 Monique Davis
9 Kyle Chang	18 Wesley Parker

A = Abstained
X = Excused
N = No Vote
B.O. Board Order

Ward Smith
Chair

Joanne L. Golden, Deputy
Clerk of the Advisory Board

AGENDA ITEM #2

**BCAB Operations Update
by Mercy House**



QUARTER REPORT

JAN - MAR
2025



Presented to the Bridges at
Kraemer Place Community
Advisory Board

Reporting Period

Quarter: January 1, 2025– March 31, 2025

Current Fiscal Year: July 1, 2024 – March 31, 2025

Previous Fiscal Year: July 1, 2023 – June 30, 2024

Number Served

	Quarter	Current FY	FY 2023-24
Number of Unduplicated Clients	94	506	598
Number of Exits	78	313	413
% of Service Capacity Goal (480 annual)		105%	125%

Coordinated Entry System (CES) Statistics

Number of Active Clients on Community Queue	186
% of Active Clients on Community Queue	98%
Number of Active Clients Matched to a Housing Opportunity	2
% of Active Clients Matched to a Housing Opportunity	1%
Total number of unduplicated individuals served during the <u>current fiscal year</u> who have received Permanent Supportive Housing (PSH) or Housing Choice Voucher (HCV) through the Coordinated Entry System	19
Total number of unduplicated individuals served during the <u>current fiscal year</u> who have received Rapid Re-Housing (RRH) through the Coordinated Entry System	3

**CES Chart represents clients active at the end of the reporting period*

Bed Nights

	Current FY
Total number of shelter bed nights	51,339

Program Exits – Summary

	Quarter	Current FY	FY 2023-24
Positive Exits <i>Permanent, Temporary, Institutions except Jail/Prison</i>	12	34	58
Negative Exits <i>Emergency Shelter, Streets, Jail/Prison</i>	1	4	146
Unknown Exits <i>Unknown, Deceased</i>	65	275	211

Program Exits – Destination Detail

Benchmark: 30% of clients who exit to a known destination will exit to permanent housing.

Progress toward benchmark: 79% of clients who have exited to a known destination have exited to permanent housing.

Exits to Permanent Housing	Quarter	Current FY	FY 2023-24
	9	30	44
Rental by client, no ongoing housing subsidy	0	5	5
VASH Housing Subsidy	0	5	1
Rental by client, with other ongoing housing subsidy	0	0	1
Permanent Supportive Housing	0	5	6
Rental by client, with HCV (tenant or project based)	5	8	26
Staying or living with family, permanent tenure	2	4	3
Staying or living with friends, permanent tenure	0	1	0
Rental by client, with RRH or equivalent subsidy	2	2	0
Other permanent housing dedicated for formerly homeless persons	0	0	2

Exits to Temporary Housing	Quarter	Current FY	FY 2023-24
	3	4	9
Staying or living with family, temporary tenure	2	2	4
Staying or living with friends, temporary tenure	0	0	2
Host Home (non-crisis)	0	0	0
Transitional housing for homeless persons	1	2	0
Hotel or motel paid for without emergency shelter voucher	0	0	3
Residential project or halfway house with no homeless criteria	0	0	0

Exits to Institutions	Quarter	Current FY	FY 2023-24
	0	1	10
Foster care home or group foster care home	0	0	0
Psychiatric hospital or other psychiatric facility	0	0	0
Substance abuse treatment facility or detox center	0	0	1
Hospital or other residential non-psychiatric medical facility	0	0	1
Jail, prison, or juvenile detention facility	0	1	7
Long-term care facility or nursing home	0	0	1

Exits to Homelessness	Quarter	Current FY	FY 2023-24
	1	3	139
Emergency shelter, including hotel or motel paid for with emergency shelter voucher	0	0	8
Place not meant for habitation (e.g., a vehicle, an abandoned building, bus, train, subway station, airport or anywhere outside)	1	3	131

Exits to Other Destinations	Quarter	Current FY	FY 2023-24
	65	275	211
Deceased	0	2	3
Client Doesn't Know/Client Refused	10	89	1
Data Not Collected (no exit interview completed)	55	184	207

Increased Income

	Quarter	Current FY	FY 2023-24
Participants with Increased Income (at Annual Assessment and/or Exit)	6	18	23

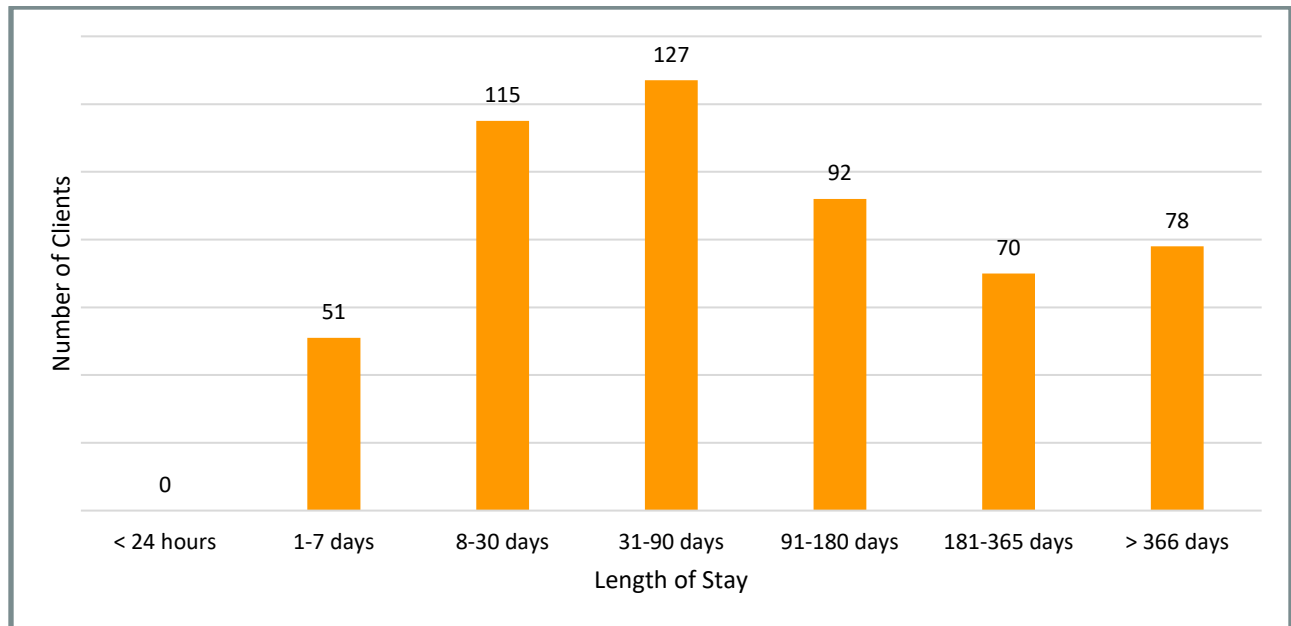
Length of Stay – Current FY

Benchmark: National average length of stay for shelters is 151 days.

Progress toward benchmark: Bridges at Kraemer Place’s average length of stay is 189 days for the year.

Benchmark: Between July 2017 to June 2024, the average length of stay at Bridges at Kraemer Place for successful housing placement is 245 days. This includes permanent and temporary housing placements.

The average length of stay for a successful housing placement is currently: 309 days**



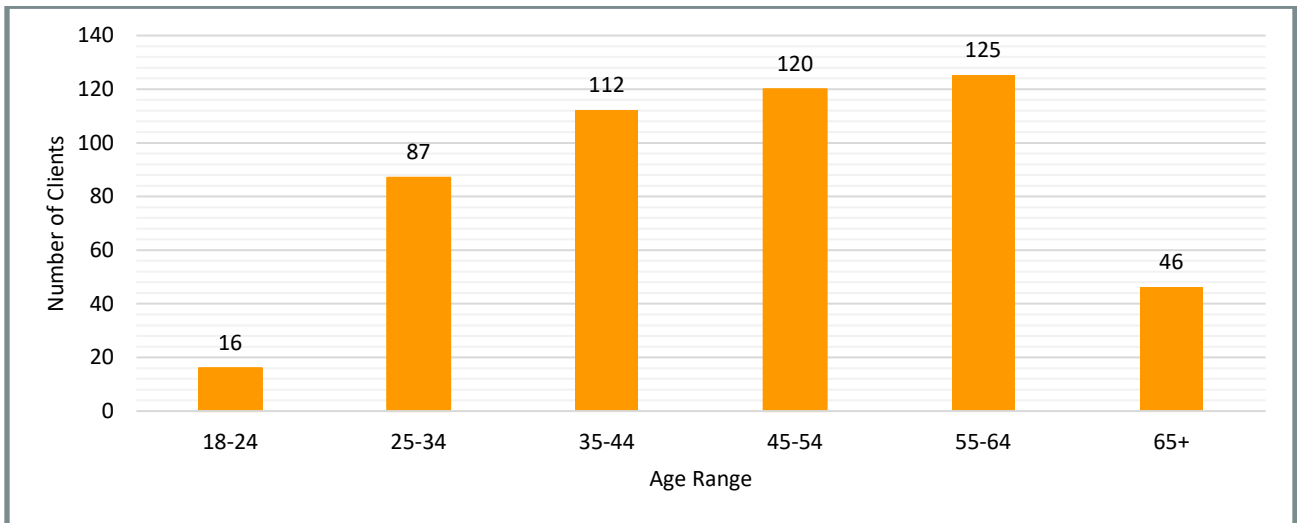
**The chart above may include duplicate client enrollments*

Set Aside Beds

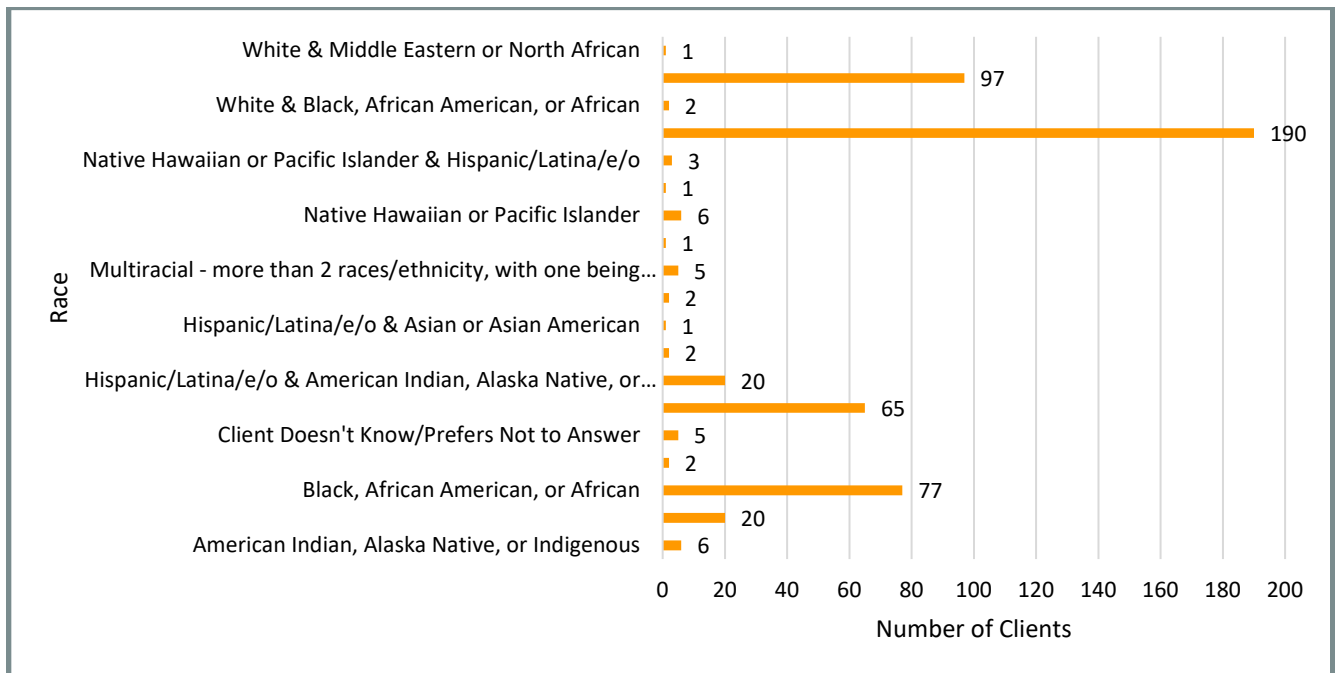
	Beds Available	Quarter Average Utilization
Mental Health Services Act (MHSA) Beds	10	97%
Law Enforcement Beds	16	69%

Client Demographics – YTD

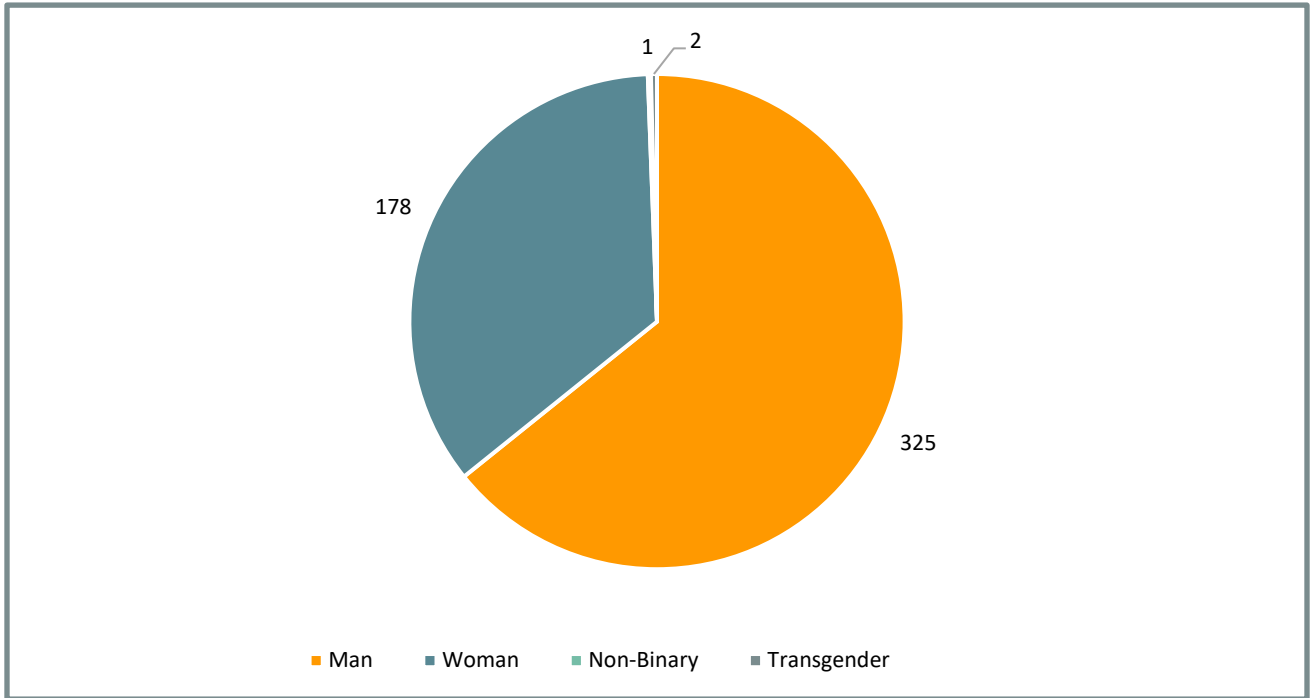
Age



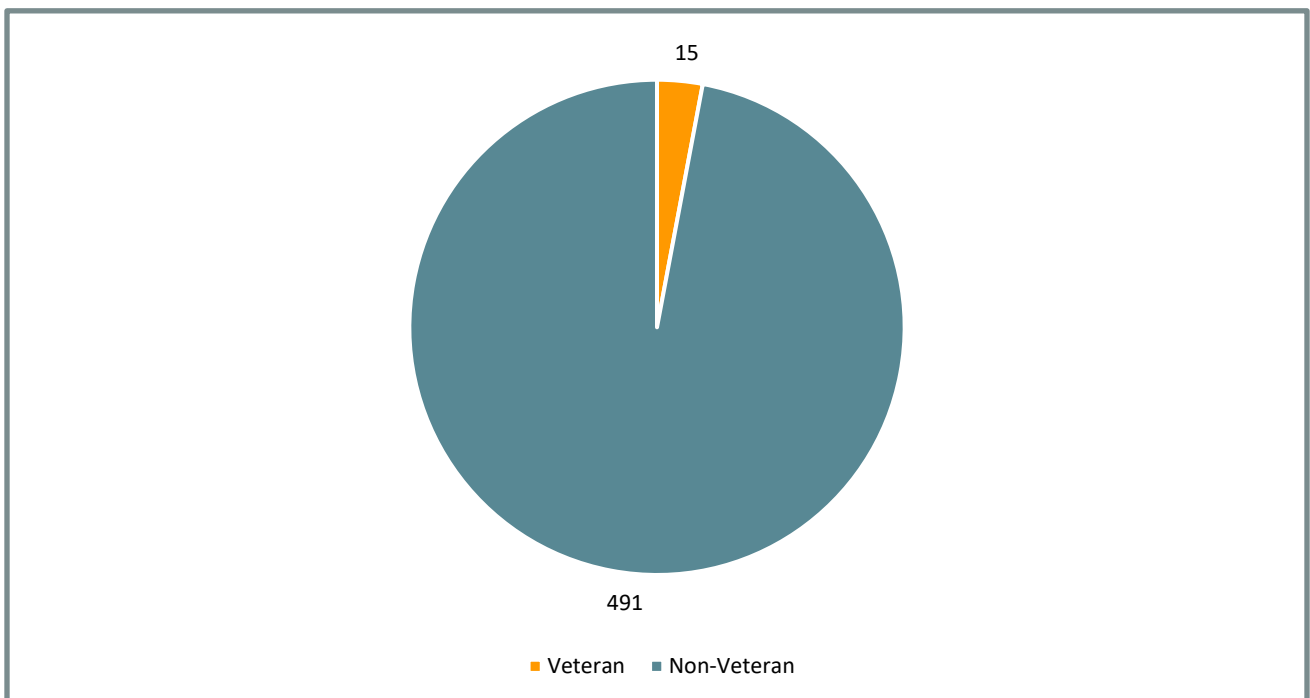
Race and Ethnicity



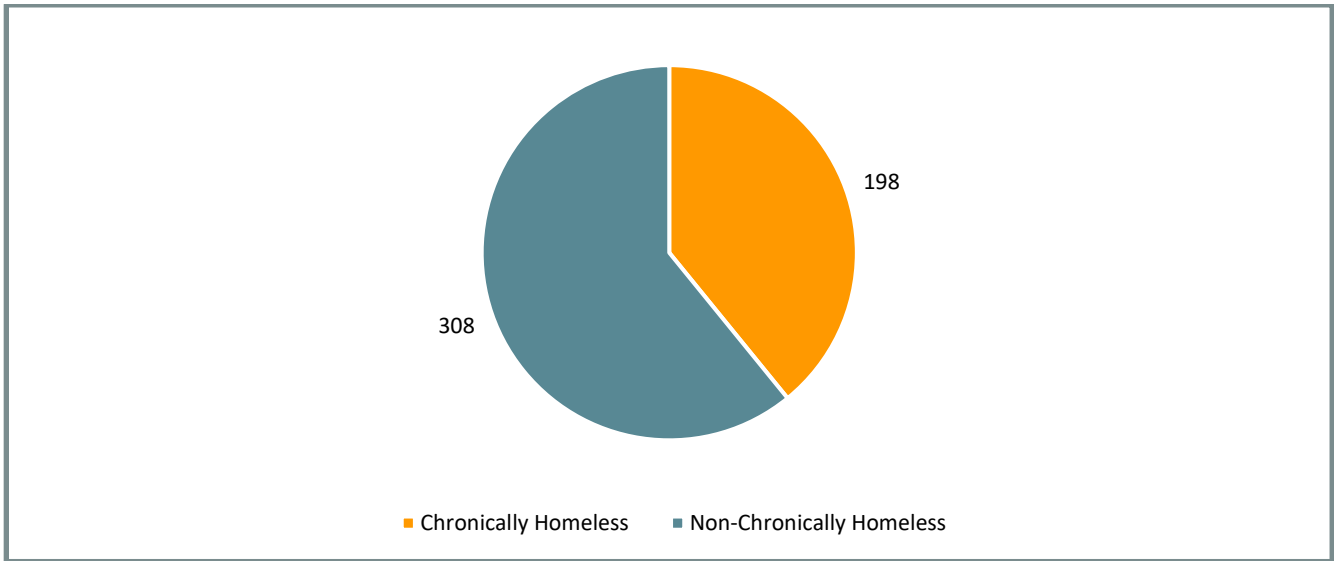
Gender



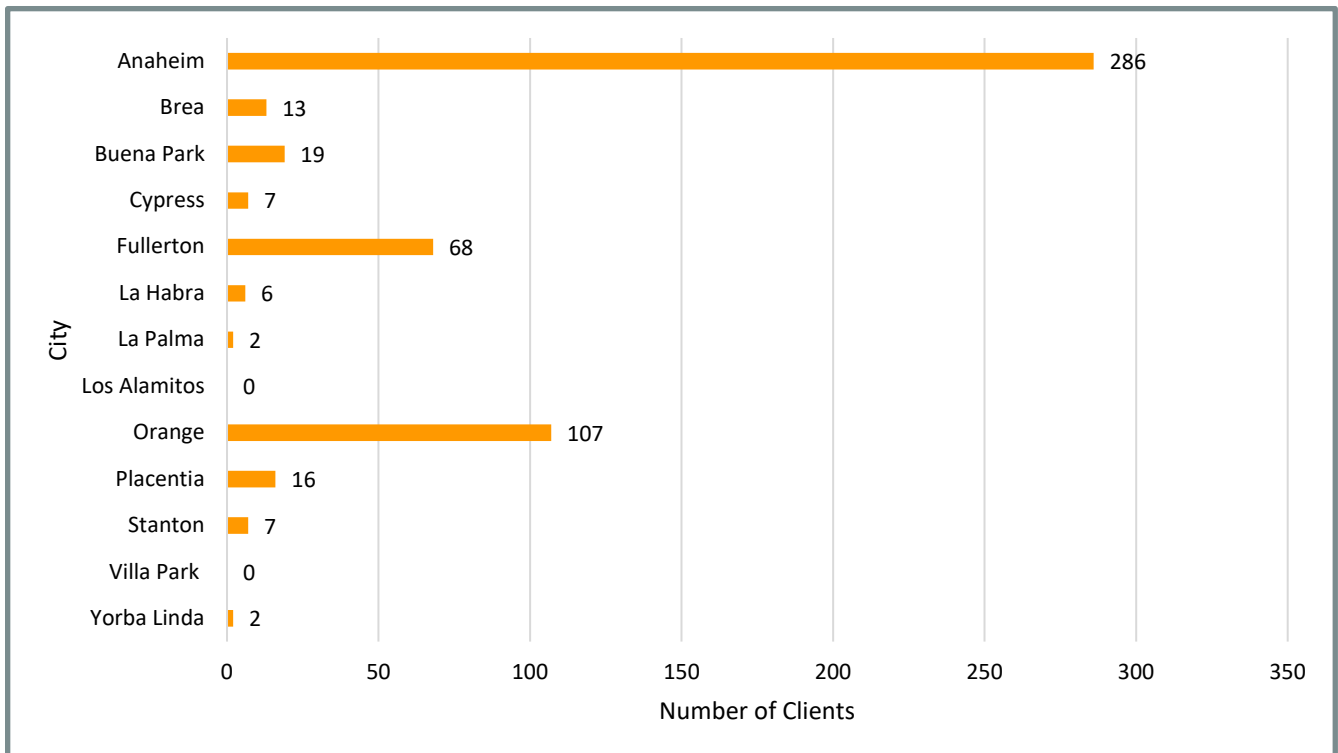
Veteran Status



Chronically Homeless



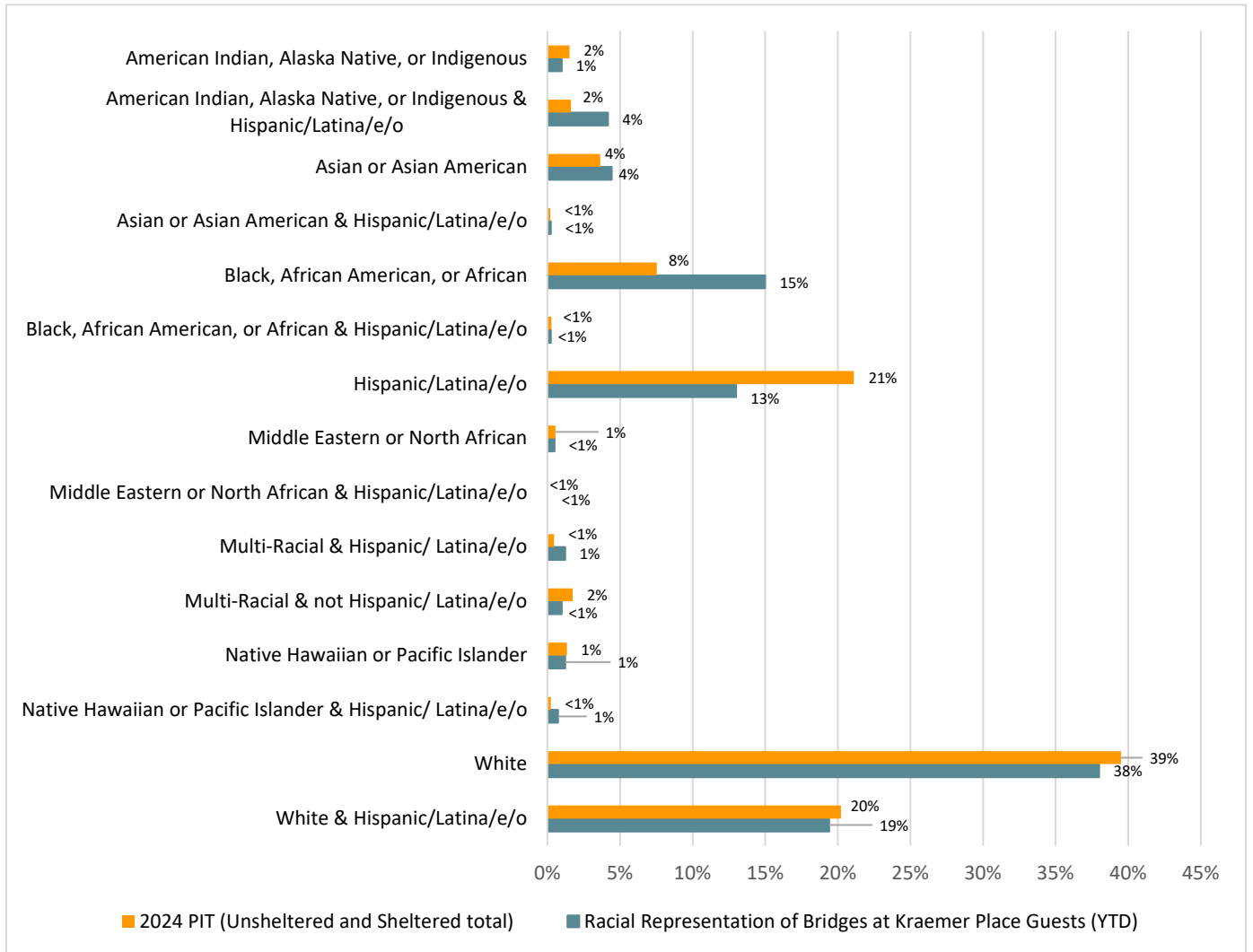
City Prior to Entry



The chart above may include duplicate client enrollments.

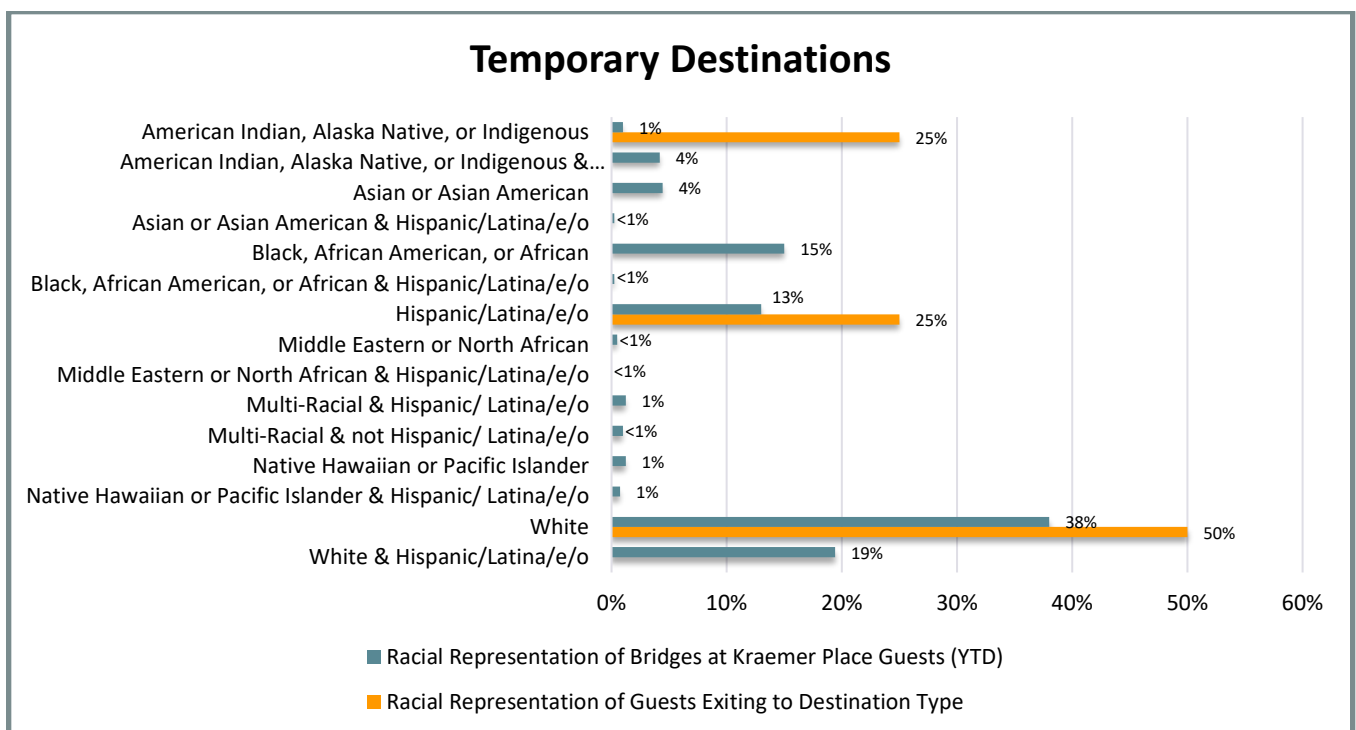
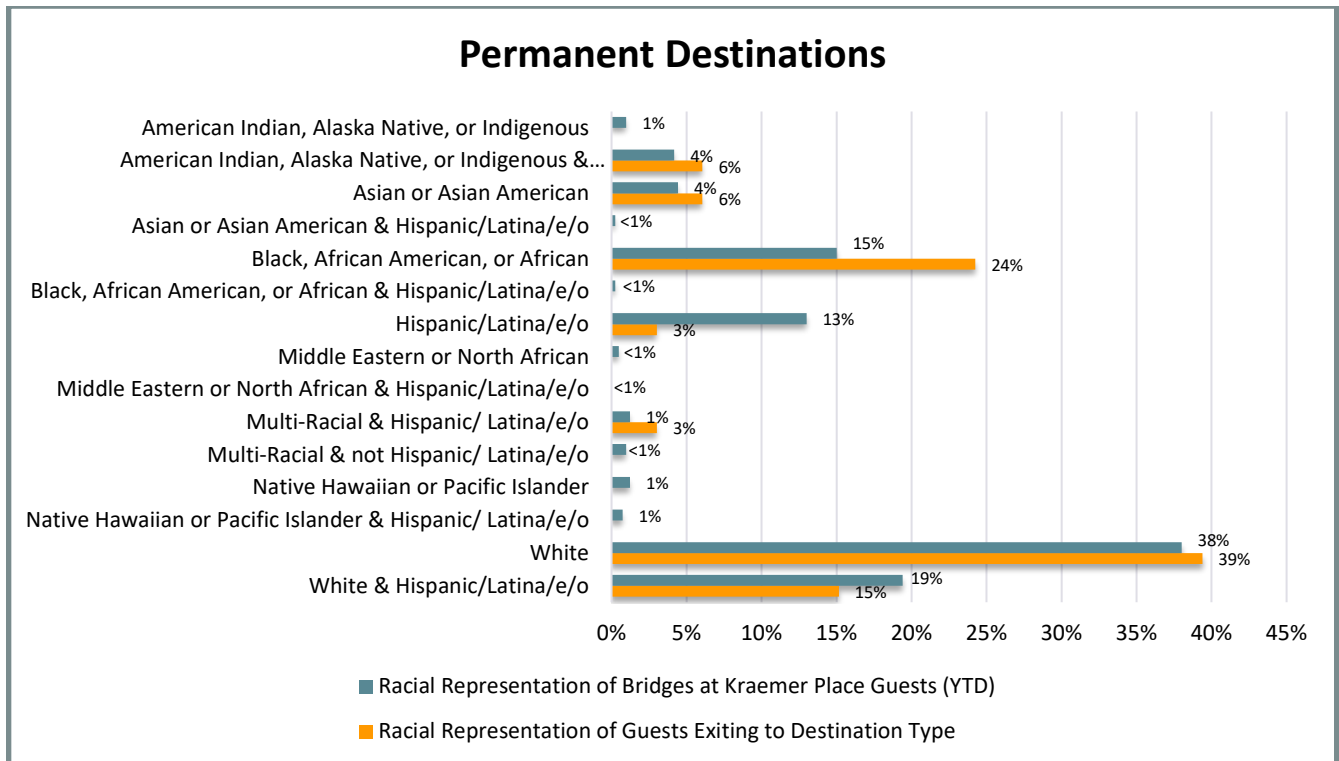
Racial Equity Analysis – YTD

Populations Served

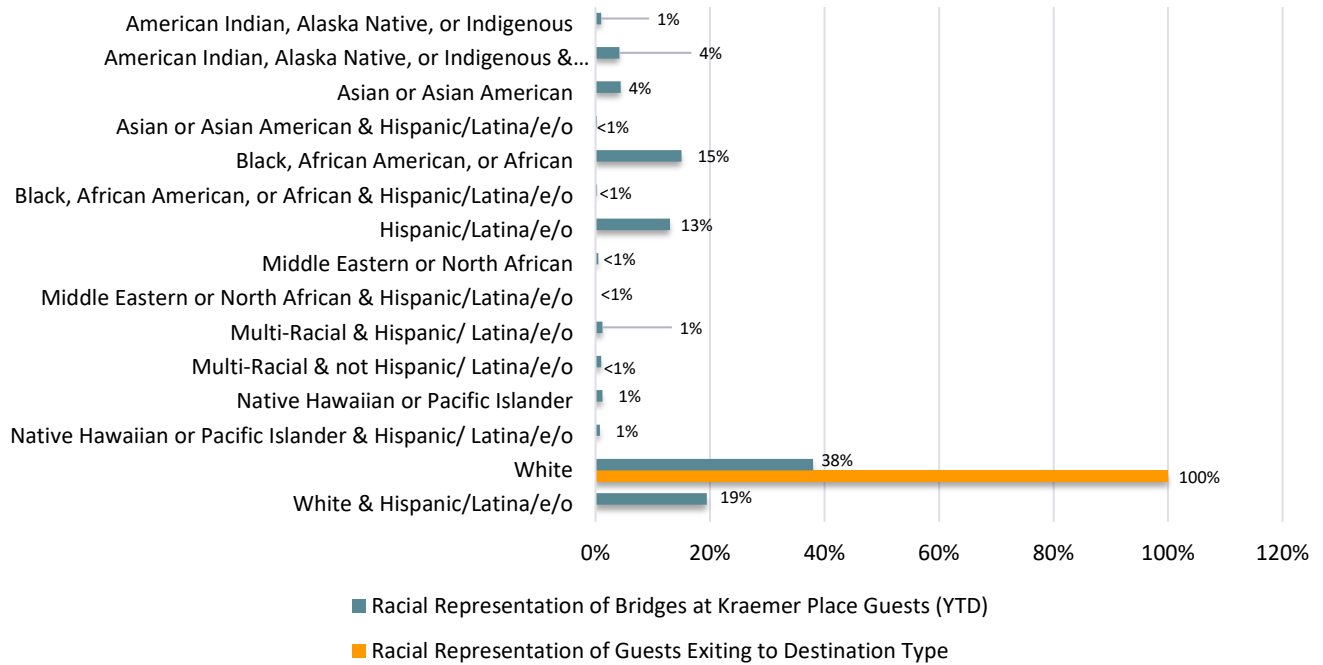


Exit Destination Type by Racial Categories compared to Racial Representation of Bridges at Kraemer Place Population

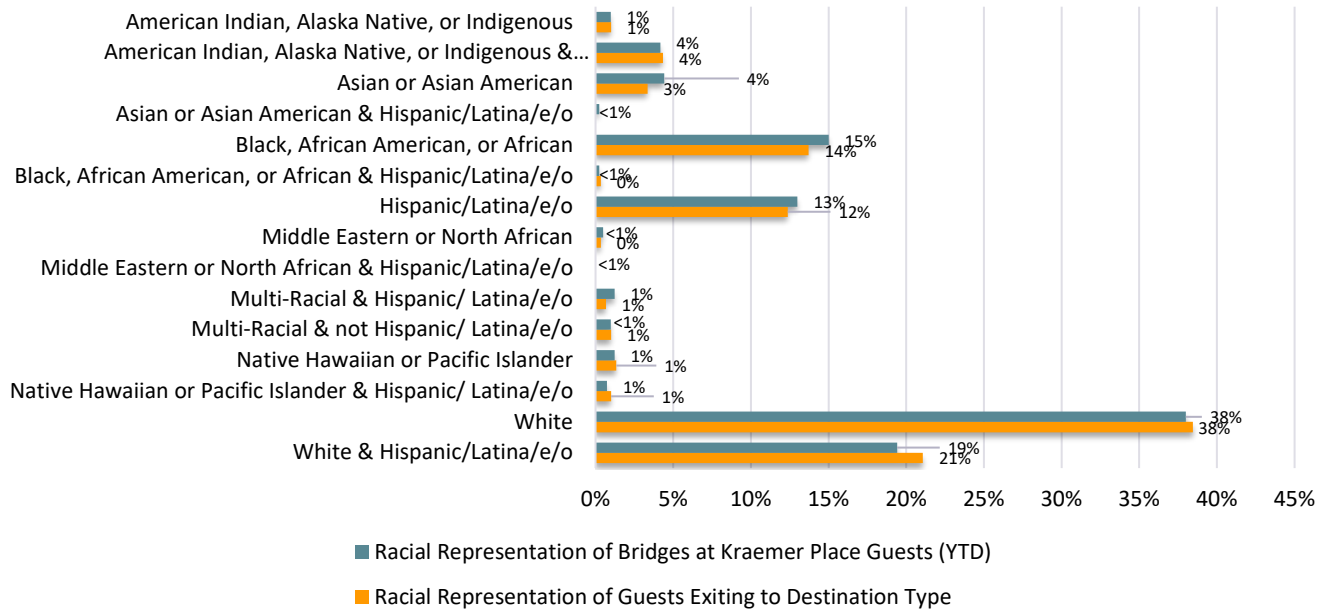
The charts below may include duplicate client exits



Homeless Destinations



Unknown Destinations



AGENDA ITEM #3

Presentation by
Volunteers of America
Los Angeles

*No additional attachments beyond
this page